

DRN: FO II-F-SAOB-24-04-17652-S

MEMORANDUM

FOR : **WAYNE C. BELIZAR**
Director IV, Financial Management Services
Batasan Complex, Constitution Hills, Quezon City

FROM : **THE REGIONAL DIRECTOR**

SUBJECT : **STATUS OF ALLOTMENT, OBLIGATIONS INCURRED
AND BALANCES (SAOB)**

DATE : **01 APRIL 2024**

This is to submit the Status of Allotment, Obligations Incurred and Balances (SAOB) as of March 31, 2024.

1. Current Appropriation (FC 01)
2. Continuing Appropriation (FC 01)
3. AF-KC-NCDDP Current Appropriation (FC 02)
4. AF-KC-NCDDP Continuing Appropriation (FC 02)
5. Pantawid Pamilyang Pilipino Program (Current and Continuing Appropriation)

For information and reference.



LUCIA SUYU-ALAN, RSW

**DEPARTMENT OF SOCIAL WELFARE AND DEVELOPMENT
STATUS OF ALLOTMENT, OBLIGATIONS INCURRED AND BALANCES
FUND 101 - REGULAR APPROPRIATIONS**

FIELD OFFICE II

As of March 31, 2024

PROGRAMS/ACTIVITIES/PROJECTS	OBJECT CODE	ADJUSTED ALLOTMENT	OBLIGATIONS	TOTAL OBLIGATIONS INCURRED	Unobligated Balance of Allotment
			This Report March		
10000100001000 - General Administration Support Services					
DIRECT RELEASE					
Maint. & Other Operating Expenses					
Supplies and Materials Expenses		463,000.00	142,984.64	242,902.61	220,097.39
Gasoline, Oil and Lubricants Expenses	50203090 00	183,000.00	55,228.64	153,226.61	29,773.39
Semi Expendable Furniture, Fixtures & Books	50203220 00	-	-	-	-
Furniture & Fixtures	50203220 01	18,000.00	-	-	18,000.00
Books	50203220 02	-	-	-	-
Other Supplies Expenses	50203990 00	262,000.00	87,756.00	89,676.00	172,324.00
Utility Expenses		2,334,000.00	35,832.22	606,524.68	1,727,475.32
Water Expenses	50204010 00	234,000.00	35,832.22	164,831.43	69,168.57
Electricity Expenses	50204020 00	2,100,000.00	-	441,693.25	1,658,306.75
Communication Expenses		428,000.00	-	106,200.00	321,800.00
Postage and Deliveries	50205010 00	300,000.00	-	-	300,000.00
Telephone Expenses-Mobile	50205020 01	128,000.00	-	106,200.00	21,800.00
General Services		2,855,000.00	-	2,855,000.00	-
Janitorial Services	50212020 00	150,000.00	-	150,000.00	-
Security Services	50212030 00	2,705,000.00	-	2,705,000.00	-
Other General Services	50212990 00	-	-	-	-
Repairs & Maintenance		500,000.00	55,971.31	263,800.00	236,200.00
RM - Buildings	50213040 00	300,000.00	38,800.00	63,800.00	236,200.00
RM - Motor Vehicle	50213060 01	200,000.00	17,171.31	200,000.00	-
Sub-total, MOOE		6,580,000.00	234,788.17	4,074,427.29	2,505,572.71
TOTAL, PS, MOOE, FE & Capital Outlay		6,580,000.00	234,788.17	4,074,427.29	2,505,572.71
Total, Direct Release		6,580,000.00	234,788.17	4,074,427.29	2,505,572.71
CENTRALLY-MANAGED FUND (SAA)					
Personal Services					
Salaries and Wages					
Salaries and Wages - Regular	50101010 01	-	-	-	-
Salaries and Wages - Casual/Contractual	50101020 00	326,130.00	20,145.97	60,337.91	265,792.09
Sub-total, PS		326,130.00	20,145.97	60,337.91	265,792.09
Maint. & Other Operating Expenses					
Training and Scholarship Expenses					
Training Expenses	50202010 00	9,480.00	8,749.00	8,749.00	731.00
Scholarship Expenses	50202020 00	-	-	-	-
Other Maintenance and Operating Expenses		265,042.25	220,400.00	220,400.00	44,642.25
Other MOOE	50299990 99	265,042.25	220,400.00	220,400.00	44,642.25
Sub-total, MOOE		274,522.25	229,149.00	229,149.00	45,373.25
TOTAL, PS, MOOE, FE & Capital Outlay		600,652.25	249,294.97	289,486.91	311,165.34
Total, CMF		600,652.25	249,294.97	289,486.91	311,165.34

**DEPARTMENT OF SOCIAL WELFARE AND DEVELOPMENT
STATUS OF ALLOTMENT, OBLIGATIONS INCURRED AND BALANCES
FUND 101 - REGULAR APPROPRIATIONS**

FIELD OFFICE II

As of March 31, 2024

PROGRAMS/ACTIVITIES/PROJECTS	OBJECT CODE	ADJUSTED ALLOTMENT	OBLIGATIONS	TOTAL OBLIGATIONS INCURRED	Unobligated Balance of Allotment
			This Report March		
200000100001000 - Information and Communication Technology Service Management					
Maint. & Other Operating Expenses					
Traveling Expenses		150,000.00	-	100.00	149,900.00
Travel Expenses-Local	50201010 00	150,000.00		100.00	149,900.00
Travel Expenses-Foreign	50201020 00	-		-	-
Training and Scholarship Expenses		200,000.00	-	-	200,000.00
Training Expenses	50202010 00	200,000.00		-	200,000.00
Scholarship Expenses	50202020 00	-		-	-
Supplies and Materials Expenses		1,603,000.00	864,690.00	964,690.00	638,310.00
Office Supplies Expenses	50203010 00	100,000.00		100,000.00	-
Semi Expendable Machinery & Equipment Exp	50203210 00	-		-	-
ICT Equipment	50203210 03	1,163,000.00	794,490.00	794,490.00	368,510.00
Semi Expendable Furniture, Fixtures & Books	50203220 00	-		-	-
Furniture & Fixtures	50203220 01	340,000.00	70,200.00	70,200.00	269,800.00
Communication Expenses		11,489,765.33	-	-	11,489,765.33
Postage and Deliveries	50205010 00	-		-	-
Telephone Expenses-Mobile	50205020 01	43,200.00		-	43,200.00
Telephone Expenses-Landline	50205020 02	-		-	-
Internet expenses	50205030 00	11,446,565.33		-	11,446,565.33
Cable, Satellite, Telegraph and Radio Expense	50205040 00	-		-	-
Professional Services		12,113,929.28	36,104.20	3,525,691.49	8,588,237.79
Other Professional Services	50211990 00	12,113,929.28	36,104.20	3,525,691.49	8,588,237.79
Repairs & Maintenance		1,800,000.00	163,783.00	172,283.00	1,627,717.00
RM - Other Structures	50213040 99	500,000.00	59,283.00	59,283.00	440,717.00
RM - ICT Equipment	50213050 03	800,000.00	104,500.00	104,500.00	695,500.00
RM - Other Machinery and Equipment	50213050 99	500,000.00		8,500.00	491,500.00
Other Maintenance and Operating Expenses		3,375,000.00	33,644.98	33,644.98	3,341,355.02
Representation Expenses	50299030 00	100,000.00		-	100,000.00
Subscription Expenses	50299070 00	3,275,000.00	33,644.98	33,644.98	3,241,355.02
Sub-total, MOOE		30,731,694.61	1,098,222.18	4,696,409.47	26,035,285.14
Capital Outlays					
Machinery & Equipment Outlay		9,250,000.00	-	-	9,250,000.00
Info. and Communication Technology Eqpt.	50604050 03	9,250,000.00		-	9,250,000.00
Sub-total, Capital Outlay		9,250,000.00	-	-	9,250,000.00
TOTAL, PS, MOOE, FE & Capital Outlay		39,981,694.61	1,098,222.18	4,696,409.47	35,285,285.14
Total		39,981,694.61	1,098,222.18	4,696,409.47	35,285,285.14

**DEPARTMENT OF SOCIAL WELFARE AND DEVELOPMENT
STATUS OF ALLOTMENT, OBLIGATIONS INCURRED AND BALANCES
FUND 101 - REGULAR APPROPRIATIONS**

FIELD OFFICE II

As of March 31, 2024

PROGRAMS/ACTIVITIES/PROJECTS	OBJECT CODE	ADJUSTED ALLOTMENT	OBLIGATIONS	TOTAL OBLIGATIONS INCURRED	Unobligated Balance of Allotment
			This Report March		
20000100003000 - Social Technology Development and Enhancement					
Maint. & Other Operating Expenses					
Traveling Expenses		144,000.00	6,315.00	7,975.00	136,025.00
Travel Expenses-Local	50201010 00	144,000.00	6,315.00	7,975.00	136,025.00
Travel Expenses-Foreign	50201020 00	-	-	-	-
Training and Scholarship Expenses		574,800.00	-	-	574,800.00
Training Expenses	50202010 00	574,800.00	-	-	574,800.00
Scholarship Expenses	50202020 00	-	-	-	-
Supplies and Materials Expenses		35,072.00	10,000.00	10,000.00	25,072.00
Office Supplies Expenses	50203010 00	23,072.00	10,000.00	10,000.00	13,072.00
Semi Expendable Furniture, Fixtures & Furniture & Fixtures	50203220 00 50203220 01	- 12,000.00	-	-	- 12,000.00
Communication Expenses		21,600.00	-	5,400.00	16,200.00
Postage and Deliveries	50205010 00	-	-	-	-
Telephone Expenses-Mobile	50205020 01	21,600.00	-	5,400.00	16,200.00
Professional Services		454,428.00	(4,490.69)	426,836.75	27,591.25
Other Professional Services	50211990 00	454,428.00	(4,490.69)	426,836.75	27,591.25
Financial Assistance/Subsidy		200,000.00	-	-	200,000.00
Subsidies - Others	50214990 00	200,000.00	-	-	200,000.00
Other Maintenance and Operating Expenses		73,300.00	-	25,200.00	48,100.00
Advertising Expense	50299010 00	25,600.00	-	-	25,600.00
Representation Expenses	50299030 00	25,200.00	-	25,200.00	-
Rents - Motor Vehicles	50299050 03	22,000.00	-	-	22,000.00
Other MOOE	50299990 99	500.00	-	-	500.00
Sub-total, MOOE		1,503,200.00	11,824.31	475,411.75	1,027,788.25
TOTAL, PS, MOOE, FE & Capital Outlay		1,503,200.00	11,824.31	475,411.75	1,027,788.25
Total		1,503,200.00	11,824.31	475,411.75	1,027,788.25

**DEPARTMENT OF SOCIAL WELFARE AND DEVELOPMENT
STATUS OF ALLOTMENT, OBLIGATIONS INCURRED AND BALANCES
FUND 101 - REGULAR APPROPRIATIONS**

FIELD OFFICE II

As of March 31, 2024

PROGRAMS/ACTIVITIES/PROJECTS	OBJECT CODE	ADJUSTED ALLOTMENT	OBLIGATIONS	TOTAL OBLIGATIONS INCURRED	Unobligated Balance of Allotment
			This Report March		
200000100004000 - Formulation and Development of Policies and Plans					
Maint. & Other Operating Expenses					
Training and Scholarship Expenses		65,000.00	-	-	65,000.00
Training Expenses	50202010 00	65,000.00		-	65,000.00
Sub-total, MOOE		65,000.00	-	-	65,000.00
Total		65,000.00	-	-	65,000.00

**DEPARTMENT OF SOCIAL WELFARE AND DEVELOPMENT
STATUS OF ALLOTMENT, OBLIGATIONS INCURRED AND BALANCES
FUND 101 - REGULAR APPROPRIATIONS**

FIELD OFFICE II

As of March 31, 2024

PROGRAMS/ACTIVITIES/PROJECTS	OBJECT CODE	ADJUSTED ALLOTMENT	OBLIGATIONS	TOTAL OBLIGATIONS INCURRED	Unobligated Balance of Allotment
			This Report March		
200000100005000 - Enhancement Partnership Against Hunger and Poverty - National Program Management Office (EPAHP-NPMO)					
Maint. & Other Operating Expenses					
Traveling Expenses		100,000.00	885.00	16,140.00	83,860.00
Travel Expenses-Local	50201010 00	100,000.00	885.00	16,140.00	83,860.00
Training and Scholarship Expenses		440,666.00	-	40,000.00	400,666.00
Training Expenses	50202010 00	440,666.00	-	40,000.00	400,666.00
Supplies and Materials Expenses		18,000.00	10,000.00	10,000.00	8,000.00
Office Supplies Expenses	50203010 00	18,000.00	10,000.00	10,000.00	8,000.00
Utility Expenses		90,000.00	-	28,813.19	61,186.81
Water Expenses	50204010 00	30,000.00	-	27,785.18	2,214.82
Electricity Expenses	50204020 00	60,000.00	-	1,028.01	58,971.99
Communication Expenses		74,400.00	1,899.00	16,398.00	58,002.00
Telephone Expenses-Mobile	50205020 01	50,400.00	-	12,600.00	37,800.00
Internet expenses	50205030 00	24,000.00	1,899.00	3,798.00	20,202.00
Professional Services		2,186,975.28	(1,757.46)	2,126,580.63	60,394.65
Other Professional Services	50211990 00	2,186,975.28	(1,757.46)	2,126,580.63	60,394.65
General Services		60,000.00	-	60,000.00	-
Janitorial Services	50212020 00	60,000.00	-	60,000.00	-
Other Maintenance and Operating Expenses		130,424.00	18,100.00	23,024.00	107,400.00
Representation Expenses	50299030 00	50,424.00	18,100.00	23,024.00	27,400.00
Rents - Buildings & Structures	50299050 01	-	-	-	-
Rents - Motor Vehicles	50299050 03	80,000.00	-	-	80,000.00
Sub-total, MOOE		3,100,465.28	29,126.54	2,320,955.82	779,509.46
Total		3,100,465.28	29,126.54	2,320,955.82	779,509.46

**DEPARTMENT OF SOCIAL WELFARE AND DEVELOPMENT
STATUS OF ALLOTMENT, OBLIGATIONS INCURRED AND BALANCES
FUND 101 - REGULAR APPROPRIATIONS**

FIELD OFFICE II

As of March 31, 2024

PROGRAMS/ACTIVITIES/PROJECTS	OBJECT CODE	ADJUSTED ALLOTMENT	OBLIGATIONS INCURRED	TOTAL OBLIGATIONS INCURRED	Unobligated Balance of Allotment
			This Report March		
310100100001000 - Pantawid Pamilya CENTRALLY-MANAGED FUND (SAA)					
Personal Services					
Salaries and Wages					
Salaries and Wages - Regular	50101010 01	-	-	-	-
Salaries and Wages - Casual/Contractual	50101020 00	208,389,000.00	13,793,391.31	41,665,874.90	166,723,125.10
Sub-total, PS		208,389,000.00	13,793,391.31	41,665,874.90	166,723,125.10
Maint. & Other Operating Expenses					
Traveling Expenses					
Travel Expenses-Local	50201010 00	13,334,919.00	461,942.00	1,402,042.00	11,932,877.00
Travel Expenses-Foreign	50201020 00	-	-	-	-
Training and Scholarship Expenses					
Training Expenses	50202010 00	4,919,120.00	259,940.00	297,610.00	4,621,510.00
Scholarship Expenses	50202020 00	-	-	-	-
Supplies and Materials Expenses					
Office Supplies Expenses	50203010 00	4,293,100.00	204,800.00	204,800.00	4,088,300.00
Gasoline, Oil and Lubricants Expenses	50203090 00	100,000.00	12,137.53	20,954.80	79,045.20
Semi Expendable Machinery & Equipment	50203210 00	-	-	-	-
Office Equipment	50203210 02	50,000.00	-	-	50,000.00
Semi Expendable Furniture, Fixtures & Book	50203220 00	-	-	-	-
Furniture & Fixtures	50203220 01	50,000.00	-	-	50,000.00
Other Supplies Expenses	50203990 00	344,700.00	5,100.00	5,100.00	339,600.00
Utility Expenses					
Water Expenses	50204010 00	100,000.00	1,511.49	2,170.72	97,829.28
Electricity Expenses	50204020 00	1,500,000.00	28,314.14	66,181.31	1,433,818.69
Communication Expenses					
Postage and Deliveries	50205010 00	-	-	-	-
Telephone Expenses-Mobile	50205020 01	4,798,800.00	-	910,500.00	3,888,300.00
Telephone Expenses-Landline	50205020 02	150,000.00	-	20,000.00	130,000.00
Internet expenses	50205030 00	150,000.00	23,598.00	23,598.00	126,402.00
Cable, Satellite, Telegraph and Radio Exp	50205040 00	-	-	-	-
Awards/Rewards and Prizes					
Prizes	50206020 00	278,000.00	15,000.00	15,000.00	263,000.00
Survey Expenses					
Survey Expenses	50207010 00	-	-	-	-
Extraordinary & Miscellaneous Expenses					
Extraordinary & Miscellaneous Expenses	50210030 00	-	-	-	-
Professional Services					
Other Professional Services	50211990 00	11,621,729.00	-	11,621,729.00	-
General Services					
Janitorial Services	50212020 00	216,000.00	-	216,000.00	-
Security Services	50212030 00	960,000.00	-	960,000.00	-
Repairs & Maintenance					
RM - Office Equipment	50213050 02	30,000.00	-	-	30,000.00
RM - Semi Expendable Machinery & Equi	50213210 00	-	-	-	-
Office Equipment	50213210 02	30,000.00	-	-	30,000.00
ICT Equipment	50213210 03	30,000.00	-	-	30,000.00
Financial Assistance/Subsidy					
Subsidies - Others	50214990 00	77,853,687.00	-	-	77,853,687.00
Taxes, Insurance Premiums and Other Fees					
Fidelity Bond Premiums	50215020 00	7,500.00	-	-	7,500.00
Insurance Expenses	50215030 00	150,000.00	136,412.80	136,412.80	13,587.20
Other Maintenance and Operating Expenses					
Advertising Expense	50299010 00	459,500.00	52,920.00	52,920.00	406,580.00
Printing & Publication Expenses	50299020 00	18,750.00	-	-	18,750.00
Representation Expenses	50299030 00	5,348,700.00	806,065.00	1,020,565.00	4,328,135.00
Rents - Buildings & Structures	50299050 01	396,000.00	-	396,000.00	-
Rents - Motor Vehicles	50299050 03	230,000.00	-	-	230,000.00
Other MOOE	50299990 99	190,000.00	-	22,040.00	167,960.00
Sub-total, MOOE		127,610,505.00	2,007,740.96	17,393,623.63	110,216,881.37
TOTAL, PS, MOOE, FE & Capital Outlay		335,999,505.00	15,801,132.27	59,059,498.53	276,940,006.47
Total, CMF		335,999,505.00	15,801,132.27	59,059,498.53	276,940,006.47

**DEPARTMENT OF SOCIAL WELFARE AND DEVELOPMENT
STATUS OF ALLOTMENT, OBLIGATIONS INCURRED AND BALANCES
FUND 101 - REGULAR APPROPRIATIONS**

FIELD OFFICE II

As of March 31, 2024

PROGRAMS/ACTIVITIES/PROJECTS	OBJECT CODE	ADJUSTED ALLOTMENT	OBLIGATIONS	TOTAL OBLIGATIONS INCURRED	Unobligated Balance of Allotment
			This Report March		
310100100002000 - Sustainable Livelihood Program					
SLP - REGULAR					
Personal Services					
Salaries and Wages					
Salaries and Wages - Casual/Contractual	50101020 00	13,441,000.00	832,595.93	2,500,804.09	10,940,195.91
Sub-total, PS		13,441,000.00	832,595.93	2,500,804.09	10,940,195.91
Maint. & Other Operating Expenses					
Traveling Expenses		4,507,000.00	189,776.00	218,356.00	4,288,644.00
Travel Expenses-Local	50201010 00	4,507,000.00	189,776.00	218,356.00	4,288,644.00
Training and Scholarship Expenses		2,000,000.00	946,178.86	950,850.86	1,049,149.14
Training Expenses	50202010 00	2,000,000.00	946,178.86	950,850.86	1,049,149.14
Supplies and Materials Expenses		600,000.00	-	63,777.75	536,222.25
Office Supplies Expenses	50203010 00	600,000.00	-	63,777.75	536,222.25
Utility Expenses		180,000.00	-	180,000.00	-
Water Expenses	50204010 00	60,000.00	-	60,000.00	-
Electricity Expenses	50204020 00	120,000.00	-	120,000.00	-
Communication Expenses		357,400.00	-	186,300.00	171,100.00
Telephone Expenses-Mobile	50205020 01	357,400.00	-	186,300.00	171,100.00
Professional Services		16,683,976.00	(41,819.29)	16,642,156.71	41,819.29
Other Professional Services	50211990 00	16,683,976.00	(41,819.29)	16,642,156.71	41,819.29
Financial Assistance/Subsidy		33,861,000.00	-	-	33,861,000.00
Subsidies - Others	50214990 00	33,861,000.00	-	-	33,861,000.00
Other Maintenance and Operating Expenses		1,075,000.00	54,900.00	59,724.00	1,015,276.00
Representation Expenses	50299030 00	235,000.00	54,900.00	59,724.00	175,276.00
Rents - Buildings & Structures	50299050 01	360,000.00	-	-	360,000.00
Rents - Motor Vehicles	50299050 03	480,000.00	-	-	480,000.00
Sub-total, MOOE		59,264,376.00	1,149,035.57	18,301,165.32	40,963,210.68
Total, DR-SLP-REGULAR		72,705,376.00	1,981,631.50	20,801,969.41	51,903,406.59
SLP - ZERO HUNGER					
Maint. & Other Operating Expenses					
Traveling Expenses		60,000.00	12,763.00	12,763.00	47,237.00
Travel Expenses-Local	50201010 00	60,000.00	12,763.00	12,763.00	47,237.00
Communication Expenses		7,200.00	-	1,800.00	5,400.00
Telephone Expenses-Mobile	50205020 01	7,200.00	-	1,800.00	5,400.00
Professional Services		441,168.00	(3,550.93)	422,557.60	18,610.40
Other Professional Services	50211990 00	441,168.00	(3,550.93)	422,557.60	18,610.40
Sub-total, MOOE		508,368.00	9,212.07	437,120.60	71,247.40
Total, DR-SLP- LAG		508,368.00	9,212.07	437,120.60	71,247.40
SLP - EO 70					
Maint. & Other Operating Expenses					
Traveling Expenses		120,000.00	39,435.00	39,435.00	80,565.00
Travel Expenses-Local	50201010 00	120,000.00	39,435.00	39,435.00	80,565.00
Communication Expenses		14,400.00	-	5,400.00	9,000.00
Telephone Expenses-Mobile	50205020 01	14,400.00	-	5,400.00	9,000.00
Professional Services		878,856.00	(11,845.69)	847,868.56	30,987.44
Other Professional Services	50211990 00	878,856.00	(11,845.69)	847,868.56	30,987.44
Sub-total, MOOE		1,013,256.00	27,589.31	892,703.56	120,552.44
Total, DR-SLP- EO 70		1,013,256.00	27,589.31	892,703.56	120,552.44

PROGRAMS/ACTIVITIES/PROJECTS	OBJECT CODE	ADJUSTED ALLOTMENT	OBLIGATIONS	TOTAL OBLIGATIONS INCURRED	Unobligated Balance of Allotment
			This Report March		
CENTRALLY-MANAGED FUND (SAA)					
SLP - REGULAR					
Maint. & Other Operating Expenses					
Traveling Expenses		3,863,000.00	-	-	3,863,000.00
Travel Expenses-Local	50201010 00	3,863,000.00			3,863,000.00
Training and Scholarship Expenses		1,379,060.00	201,980.00	201,980.00	1,177,080.00
Training Expenses	50202010 00	1,379,060.00	201,980.00	201,980.00	1,177,080.00
Supplies and Materials Expenses		1,038,000.00	-	-	1,038,000.00
Office Supplies Expenses	50203010 00	1,038,000.00			1,038,000.00
Utility Expenses		120,000.00	-	-	120,000.00
Electricity Expenses	50204020 00	120,000.00			120,000.00
Communication Expenses		319,400.00	-	-	319,400.00
Telephone Expenses-Mobile	50205020 01	319,400.00			319,400.00
Professional Services		14,416,196.00	-	14,416,196.00	-
Other Professional Services	50211990 00	14,416,196.00		14,416,196.00	
Financial Assistance/Subsidy		59,206,500.00	-	-	59,206,500.00
Subsidies - Others	50214990 00	59,206,500.00			59,206,500.00
Other Maintenance and Operating Expenses		1,551,000.00	-	-	1,551,000.00
Advertising Expense	50299010 00	1,000,000.00			1,000,000.00
Representation Expenses	50299030 00	551,000.00			551,000.00
Sub-total, MOOE		81,893,156.00	201,980.00	14,618,176.00	67,274,980.00
Total, CMF-SLP-REGULAR		81,893,156.00	201,980.00	14,618,176.00	67,274,980.00
SLP - ZERO HUNGER					
Maint. & Other Operating Expenses					
Traveling Expenses		300,000.00	-	-	300,000.00
Travel Expenses-Local	50201010 00	300,000.00			300,000.00
Supplies and Materials Expenses		49,440.00	-	-	49,440.00
Office Supplies Expenses	50203010 00	49,440.00			49,440.00
Communication Expenses		21,600.00	-	-	21,600.00
Telephone Expenses-Mobile	50205020 01	21,600.00			21,600.00
Professional Services		1,316,544.00	1,098,570.00	1,098,570.00	217,974.00
Other Professional Services	50211990 00	1,316,544.00	1,098,570.00	1,098,570.00	217,974.00
Financial Assistance/Subsidy		5,100,000.00	-	-	5,100,000.00
Subsidies - Others	50214990 00	5,100,000.00			5,100,000.00
Other Maintenance and Operating Expenses		24,720.00	-	-	24,720.00
Representation Expenses	50299030 00	24,720.00			24,720.00
Sub-total, MOOE		6,812,304.00	1,098,570.00	1,098,570.00	5,713,734.00
Total, CMF-SLP- ZERO HUNGER		6,812,304.00	1,098,570.00	1,098,570.00	5,713,734.00
SLP - EO 70					
Maint. & Other Operating Expenses					
Traveling Expenses		600,000.00	-	-	600,000.00
Travel Expenses-Local	50201010 00	600,000.00			600,000.00
Supplies and Materials Expenses		96,000.00	-	-	96,000.00
Office Supplies Expenses	50203010 00	96,000.00			96,000.00
Communication Expenses		43,200.00	-	-	43,200.00
Telephone Expenses-Mobile	50205020 01	43,200.00			43,200.00
Professional Services		2,636,568.00	1,464,760.00	1,904,188.00	732,380.00
Other Professional Services	50211990 00	2,636,568.00	1,464,760.00	1,904,188.00	732,380.00
Financial Assistance/Subsidy		4,600,000.00	-	-	4,600,000.00
Subsidies - Others	50214990 00	4,600,000.00			4,600,000.00
Other Maintenance and Operating Expenses		38,400.00	-	-	38,400.00
Representation Expenses	50299030 00	38,400.00			38,400.00
Sub-total, MOOE		8,014,168.00	1,464,760.00	1,904,188.00	6,109,980.00
Total, CMF-SLP- EO 70		8,014,168.00	1,464,760.00	1,904,188.00	6,109,980.00

**DEPARTMENT OF SOCIAL WELFARE AND DEVELOPMENT
STATUS OF ALLOTMENT, OBLIGATIONS INCURRED AND BALANCES
FUND 101 - REGULAR APPROPRIATIONS**

FIELD OFFICE II

As of March 31, 2024

PROGRAMS/ACTIVITIES/PROJECTS	OBJECT CODE	ADJUSTED ALLOTMENT	OBLIGATIONS	TOTAL OBLIGATIONS INCURRED	Unobligated Balance of Allotment
			This Report March		
320101100001000 - Provision of Services for center-based clients					
DIRECT RELEASE					
Personal Services					
Salaries and Wages					
Salaries and Wages - Regular	50101010 01	3,264,000.00	146,602.32	439,883.12	2,824,116.88
Salaries and Wages - Casual/Contractual	50101020 00	18,590,000.00	1,138,231.72	3,294,084.72	15,295,915.28
Other Compensation					
Personnel Economic Relief Allowance (PERA)	50102010 01	144,000.00	6,000.00	18,000.00	126,000.00
Clothing/Uniform Allowance					
	50102040 01	36,000.00	-	-	36,000.00
Subsistence					
Magna Carta for Public Social Workers	50102050 04	53,000.00	-	-	53,000.00
Hazard Pay					
Magna Carta for Public Social Workers	50102110 06	523,000.00	130,626.04	189,640.74	333,359.26
Mid-year Bonus					
	50102990 36	272,000.00	-	-	272,000.00
Year-end Bonus					
	50102140 01	272,000.00	-	-	272,000.00
Cash Gift					
	50102150 01	30,000.00	-	-	30,000.00
Other Bonuse and Allowance					
Productivity Enhancement Incentive	50102990 12	30,000.00	-	-	30,000.00
Personnel Benefit Contributions					
Pag-ibig Contributions	50103020 01	7,000.00	600.00	1,500.00	5,500.00
Philhealth Contributions	50103030 01	73,000.00	3,458.51	10,375.53	62,624.47
Employees Compensation Insurance Premiums	50103040 01	7,000.00	300.00	900.00	6,100.00
Other Personnel Benefits					
Lumpsum for Step Increments-Length of Service	50104990 10	8,000.00	-	-	8,000.00
Sub-total, PS		23,309,000.00	1,425,818.59	3,954,384.11	19,354,615.89
Maint. & Other Operating Expenses					
Traveling Expenses					
Travel Expenses-Local	50201010 00	300,000.00	15,675.00	41,295.00	258,705.00
Travel Expenses-Foreign	50201020 00	-	-	-	-
Training and Scholarship Expenses					
Training Expenses	50202010 00	203,000.00	36,475.00	86,508.75	116,491.25
Scholarship Expenses	50202020 00	-	-	-	-
Supplies and Materials Expenses					
Office Supplies Expenses	50203010 00	600,000.00	142,025.00	157,671.00	442,329.00
Food Supplies Expenses	50203050 00	2,707,000.00	456,862.96	1,056,507.92	1,650,492.08
Drugs and Medicines Expenses	50203070 00	254,000.00	11,254.80	131,325.63	122,674.37
Medical, Dental and Laboratory Supplies Exp.	50203080 00	96,000.00	67,711.44	135,124.77	(39,124.77)
Gasoline, Oil and Lubricants Expenses	50203090 00	320,000.00	70,269.80	119,694.01	200,305.99
Semi Expendable Machinery & Equipment Exp.	50203210 00	-	-	-	-
Machinery	50203210 01	-	-	9,540.00	(9,540.00)
Office Equipment	50203210 02	-	-	7,150.00	(7,150.00)
Other Supplies Expenses	50203990 00	500,000.00	(4,320.00)	610,271.95	(110,271.95)
Utility Expenses					
Water Expenses	50204010 00	150,000.00	49,616.53	103,428.84	46,571.16
Electricity Expenses	50204020 00	1,620,000.00	85,801.05	306,697.87	1,313,302.13
Communication Expenses					
Postage and Deliveries	50205010 00	15,000.00	-	-	15,000.00
Telephone Expenses-Mobile	50205020 01	45,000.00	-	14,400.00	30,600.00
Telephone Expenses-Landline	50205020 02	73,000.00	-	-	73,000.00
Internet expenses	50205030 00	50,000.00	2,199.00	38,504.20	11,495.80
Cable, Satellite, Telegraph and Radio Expenses	50205040 00	12,000.00	4,045.46	5,542.46	6,457.54
Professional Services					
Legal Services	50211010 00	3,000.00	-	-	3,000.00
Other Professional Services	50211990 00	9,064,000.00	(0.08)	9,063,999.92	0.08
General Services					
Janitorial Services	50212020 00	615,000.00	-	615,000.00	-
Security Services	50212030 00	1,660,000.00	-	1,660,000.00	-

PROGRAMS/ACTIVITIES/PROJECTS	OBJECT CODE	ADJUSTED ALLOTMENT	OBLIGATIONS	TOTAL OBLIGATIONS INCURRED	Unobligated Balance of Allotment
			This Report March		
Repairs & Maintenance		327,000.00	627,533.85	684,533.85	(357,533.85)
RM - Buildings	50213040 00	-	513,335.09	513,335.09	(513,335.09)
RM - Other Structures	50213040 99	-	-	-	-
RM - Machinery	50213050 01	120,000.00	-	57,000.00	63,000.00
RM - Office Equipment	50213050 02	45,000.00	51,336.00	51,336.00	(6,336.00)
RM - Motor Vehicle	50213060 01	145,000.00	61,446.76	61,446.76	83,553.24
RM - Semi Expendable Furniture, Fixtures & Furniture & Fixtures	50213220 00	-	-	-	-
	50213220 01	17,000.00	1,416.00	1,416.00	15,584.00
RM - Other Property, Plant and Equipment	50213990 99	-	-	-	-
Financial Assistance/Subsidy		500,000.00	51,333.86	273,919.86	226,080.14
Subsidies - Others	50214990 00	500,000.00	51,333.86	273,919.86	226,080.14
Taxes, Insurance Premiums and Other Fees		647,000.00	6,356.17	100,016.91	546,983.09
Taxes, Duties and Licenses	50215010 00	30,000.00	2,902.00	4,852.00	25,148.00
Fidelity Bond Premiums	50215020 00	10,000.00	-	1,500.00	8,500.00
Insurance Expenses	50215030 00	607,000.00	3,454.17	93,664.91	513,335.09
Labor and Wages	50216010 00	-	-	-	-
Other Maintenance and Operating Expenses		2,154,000.00	296,981.20	891,559.70	1,262,440.30
Advertising Expense	50299010 00	-	-	-	-
Printing & Publication Expenses	50299020 00	31,000.00	1,020.00	1,020.00	29,980.00
Representation Expenses	50299030 00	2,123,000.00	295,961.20	890,539.70	1,232,460.30
Sub-total, MOOE		21,915,000.00	1,919,821.04	16,112,692.64	5,802,307.36
TOTAL, PS, MOOE, FE & Capital Outlay		45,224,000.00	3,345,639.63	20,067,076.75	25,156,923.25
Add: Life and Retirement Insurance Cont.	50103010 00	392,000.00	16,600.80	33,201.60	358,798.40
Total, Direct Release		45,616,000.00	3,362,240.43	20,100,278.35	25,515,721.65
CENTRALLY-MANAGED FUND (SAA)					
Maint. & Other Operating Expenses					
Traveling Expenses		-	-	-	-
Travel Expenses-Local	50201010 00	-	-	-	-
Travel Expenses-Foreign	50201020 00	-	-	-	-
Training and Scholarship Expenses		802,900.00	-	-	802,900.00
Training Expenses	50202010 00	802,900.00	-	-	802,900.00
Scholarship Expenses	50202020 00	-	-	-	-
Supplies and Materials Expenses		440,000.00	-	-	440,000.00
Food Supplies Expenses	50203050 00	440,000.00	-	-	440,000.00
Financial Assistance/Subsidy		3,172,000.00	-	-	3,172,000.00
Subsidies - Others	50214990 00	3,172,000.00	-	-	3,172,000.00
Other Maintenance and Operating Expenses		72,000.00	-	-	72,000.00
Representation Expenses	50299030 00	72,000.00	-	-	72,000.00
Sub-total, MOOE		4,486,900.00	-	-	4,486,900.00
TOTAL, PS, MOOE, FE & Capital Outlay		4,486,900.00	-	-	4,486,900.00
Total, CRCF		4,486,900.00	-	-	4,486,900.00

DEPARTMENT OF SOCIAL WELFARE AND DEVELOPMENT
STATUS OF ALLOTMENT, OBLIGATIONS INCURRED AND BALANCES
FUND 101 - REGULAR APPROPRIATIONS

FIELD OFFICE II

As of March 31, 2024

PROGRAMS/ACTIVITIES/PROJECTS	OBJECT CODE	ADJUSTED ALLOTMENT	OBLIGATIONS	TOTAL OBLIGATIONS INCURRED	Unobligated Balance of Allotment
			This Report March		
320102100001000 - Supplemental Feeding Program					
DIRECT RELEASE					
Maint. & Other Operating Expenses					
Traveling Expenses					
Travel Expenses-Local	50201010 00	1,080,000.00	50,349.05	76,199.05	1,003,800.95
Travel Expenses-Foreign	50201020 00	-	-	-	-
Training and Scholarship Expenses					
Training Expenses	50202010 00	847,000.00	1,246,346.33	1,286,891.33	(439,891.33)
Scholarship Expenses	50202020 00	-	-	-	-
Supplies and Materials Expenses					
Office Supplies Expenses	50203010 00	70,000.00	20,000.00	20,000.00	50,000.00
Communication Expenses					
Postage and Deliveries	50205010 00	-	-	-	-
Telephone Expenses-Mobile	50205020 01	61,000.00	-	15,300.00	45,700.00
Professional Services					
Other Professional Services	50211990 00	2,922,000.00	-	2,815,578.94	106,421.06
Financial Assistance/Subsidy					
Subsidies - Others	50214990 00	190,917,000.00	-	-	190,917,000.00
Other Maintenance and Operating Expenses					
Representation Expenses	50299030 00	50,000.00	-	24,000.00	26,000.00
Transportation and Delivery Expenses	50299040 00	1,930,000.00	-	-	1,930,000.00
Rents - Motor Vehicles	50299050 03	652,000.00	46,538.61	46,538.61	605,461.39
Other MOOE	50299990 99	18,000.00	5,500.00	5,500.00	12,500.00
Sub-total, MOOE		198,547,000.00	1,368,733.99	4,290,007.93	194,256,992.07
TOTAL, PS, MOOE, FE & Capital Outlay		198,547,000.00	1,368,733.99	4,290,007.93	194,256,992.07
Total, Direct Release		198,547,000.00	1,368,733.99	4,290,007.93	194,256,992.07

**DEPARTMENT OF SOCIAL WELFARE AND DEVELOPMENT
STATUS OF ALLOTMENT, OBLIGATIONS INCURRED AND BALANCES
FUND 101 - REGULAR APPROPRIATIONS**

FIELD OFFICE II

As of March 31, 2024

PROGRAMS/ACTIVITIES/PROJECTS	OBJECT CODE	ADJUSTED ALLOTMENT	OBLIGATIONS	TOTAL OBLIGATIONS INCURRED	Unobligated Balance of Allotment
			This Report March		
320103100001000 - Social Pension for Indigent Senior Citizens					
DIRECT RELEASE					
Personal Services					
Salaries and Wages					
Salaries and Wages - Regular	50101010 01	-		-	-
Salaries and Wages - Casual/Contract	50101020 00	1,743,000.00	24,906.88	74,620.64	1,668,379.36
Sub-total, PS		1,743,000.00	24,906.88	74,620.64	1,668,379.36
Maint. & Other Operating Expenses					
Traveling Expenses					
Travel Expenses-Local	50201010 00	3,000,000.00	690,818.56	1,092,113.56	1,907,886.44
Travel Expenses-Foreign	50201020 00	-		-	-
Training and Scholarship Expenses					
Training Expenses	50202010 00	2,222,000.00	-	-	2,222,000.00
Scholarship Expenses	50202020 00	-		-	-
Supplies and Materials Expenses					
Office Supplies Expenses	50203010 00	750,000.00	123,900.00	123,900.00	626,100.00
Gasoline, Oil and Lubricants Expense	50203090 00	150,000.00	79,683.27	86,280.52	63,719.48
Semi Expendable Machinery & Equipment	50203210 00	-		-	-
ICT Equipment	50203210 03	1,000,000.00	42,000.00	42,000.00	958,000.00
Semi Expendable Furniture, Fixtures & Equipment	50203220 00	-		-	-
Furniture & Fixtures	50203220 01	118,000.00		-	118,000.00
Utility Expenses					
Water Expenses	50204010 00	-	-	36,000.00	(36,000.00)
Electricity Expenses	50204020 00	-		-	-
Communication Expenses					
Postage and Deliveries	50205010 00	170,000.00	-	53,400.00	116,600.00
Telephone Expenses-Mobile	50205020 01	4,000.00		-	4,000.00
		166,000.00		53,400.00	112,600.00
Professional Services					
Other Professional Services	50211990 00	18,936,000.00	286,134.98	16,926,299.29	2,009,700.71
		18,936,000.00	286,134.98	16,926,299.29	2,009,700.71
Financial Assistance/Subsidy					
Subsidies - Others	50214990 00	2,933,172,000.00	417,828,000.00	1,211,070,000.00	1,722,102,000.00
		2,933,172,000.00	417,828,000.00	1,211,070,000.00	1,722,102,000.00
Taxes, Insurance Premiums and Other Fees					
Taxes, Duties and Licenses	50215010 00	825,000.00	226,125.00	448,002.19	376,997.81
Fidelity Bond Premiums	50215020 00	-		-	-
Insurance Expenses	50215030 00	825,000.00	226,125.00	448,002.19	376,997.81
		-		-	-
Labor and Wages					
	50216010 00	-		-	-
Other Maintenance and Operating Expenses					
Advertising Expense	50299010 00	4,231,000.00	163,821.46	336,321.46	3,894,678.54
Representation Expenses	50299030 00	482,000.00		-	482,000.00
Rents - Buildings & Structures	50299050 01	140,000.00		172,500.00	(32,500.00)
Rents - Motor Vehicles	50299050 03	600,000.00		-	600,000.00
Other MOOE	50299990 99	2,700,000.00	163,821.46	163,821.46	2,536,178.54
		309,000.00		-	309,000.00
Sub-total, MOOE		2,964,574,000.00	419,440,483.27	1,230,214,317.02	1,734,359,682.98
TOTAL, PS, MOOE, FE & Capital Outlay		2,966,317,000.00	419,465,390.15	1,230,288,937.66	1,736,028,062.34
Total, Direct Release		2,966,317,000.00	419,465,390.15	1,230,288,937.66	1,736,028,062.34

**DEPARTMENT OF SOCIAL WELFARE AND DEVELOPMENT
STATUS OF ALLOTMENT, OBLIGATIONS INCURRED AND BALANCES
FUND 101 - REGULAR APPROPRIATIONS**

FIELD OFFICE II

As of March 31, 2024

PROGRAMS/ACTIVITIES/PROJECTS	OBJECT CODE	ADJUSTED ALLOTMENT	OBLIGATIONS INCURRED	TOTAL OBLIGATIONS INCURRED	Unobligated Balance of Allotment
			This Report March		
320103100002000 - Implementation of RA No. 10868 or the Centenarians Act of 2016					
Maint. & Other Operating Expenses					
Traveling Expenses		100,000.00	-	-	100,000.00
Travel Expenses-Local	50201010 00	100,000.00		-	100,000.00
Supplies and Materials Expenses		40,000.00	10,000.00	10,000.00	30,000.00
Office Supplies Expenses	50203010 00	40,000.00	10,000.00	10,000.00	30,000.00
Professional Services		454,428.00	(8,665.80)	425,546.77	28,881.23
Other Professional Services	50211990 00	454,428.00	(8,665.80)	425,546.77	28,881.23
Financial Assistance/Subsidy		9,000,000.00	2,900,000.00	4,600,000.00	4,400,000.00
Subsidies - Others	50214990 00	9,000,000.00	2,900,000.00	4,600,000.00	4,400,000.00
Sub-total, MOOE		9,594,428.00	2,901,334.20	5,035,546.77	4,558,881.23
Total		9,594,428.00	2,901,334.20	5,035,546.77	4,558,881.23

**DEPARTMENT OF SOCIAL WELFARE AND DEVELOPMENT
STATUS OF ALLOTMENT, OBLIGATIONS INCURRED AND BALANCES
FUND 101 - REGULAR APPROPRIATIONS**

FIELD OFFICE II

As of March 31, 2024

PROGRAMS/ACTIVITIES/PROJECTS	OBJECT CODE	ADJUSTED ALLOTMENT	OBLIGATIONS	TOTAL OBLIGATIONS INCURRED	Unobligated Balance of Allotment
			This Report March		
320104100001000 - Protective Services for Individuals and Families Esp. in Difficult Circumstances					
COMMUNITYBASED					
Maint. & Other Operating Expenses					
Traveling Expenses		199,000.00	19,400.00	24,235.00	174,765.00
Travel Expenses-Local	50201010 00	199,000.00	19,400.00	24,235.00	174,765.00
Travel Expenses-Foreign	50201020 00	-	-	-	-
Training and Scholarship Expenses		652,160.00	(79,846.80)	-	652,160.00
Training Expenses	50202010 00	652,160.00	(79,846.80)	-	652,160.00
Scholarship Expenses	50202020 00	-	-	-	-
Supplies and Materials Expenses		40,000.00	10,000.00	10,000.00	30,000.00
Office Supplies Expenses	50203010 00	40,000.00	10,000.00	10,000.00	30,000.00
Communication Expenses		46,800.00	-	13,500.00	33,300.00
Postage and Deliveries	50205010 00	-	-	-	-
Telephone Expenses-Mobile	50205020 01	46,800.00	-	13,500.00	33,300.00
Professional Services		2,694,459.00	407,055.76	2,547,553.00	146,906.00
Other Professional Services	50211990 00	2,694,459.00	407,055.76	2,547,553.00	146,906.00
Financial Assistance/Subsidy		3,325,000.00	-	-	3,325,000.00
Subsidies - Others	50214990 00	3,325,000.00	-	-	3,325,000.00
Labor and Wages		-	-	-	-
50216010 00		-	-	-	-
Other Maintenance and Operating Expenses		841,000.00	89,657.03	175,717.03	665,282.97
Advertising Expense	50299010 00	50,000.00	-	-	50,000.00
Representation Expenses	50299030 00	266,000.00	95,340.00	133,900.00	132,100.00
Other MOOE	50299990 99	525,000.00	(5,682.97)	41,817.03	483,182.97
Sub-total, MOOE		7,798,419.00	446,265.99	2,771,005.03	5,027,413.97
Total, COMMUNITY BASED		7,798,419.00	446,265.99	2,771,005.03	5,027,413.97
AICS					
Maint. & Other Operating Expenses					
Traveling Expenses		2,060,000.00	191,890.00	348,027.00	1,711,973.00
Travel Expenses-Local	50201010 00	2,060,000.00	191,890.00	348,027.00	1,711,973.00
Travel Expenses-Foreign	50201020 00	-	-	-	-
Training and Scholarship Expenses		1,373,400.00	-	-	1,373,400.00
Training Expenses	50202010 00	1,373,400.00	-	-	1,373,400.00
Scholarship Expenses	50202020 00	-	-	-	-
Supplies and Materials Expenses		3,381,400.00	618,249.75	1,231,836.09	2,149,563.91
Office Supplies Expenses	50203010 00	2,065,000.00	252,968.00	488,668.00	1,576,332.00
Gasoline, Oil and Lubricants Expenses	50203090 00	90,000.00	30,630.75	48,524.09	41,475.91
Semi Expendable Machinery & Equipm	50203210 00	-	-	-	-
Office Equipment	50203210 02	-	15,800.00	109,398.00	(109,398.00)
Semi Expendable Furniture, Fixtures & Furniture & Fixtures	50203220 00	-	-	-	-
50203220 01		710,400.00	254,730.00	254,730.00	455,670.00
Other Supplies Expenses	50203990 00	518,000.00	64,121.00	330,516.00	185,484.00
Utility Expenses		542,000.00	27,750.68	44,786.53	497,213.47
Water Expenses	50204010 00	42,000.00	3,504.70	3,504.70	38,495.30
Electricity Expenses	50204020 00	500,000.00	24,245.98	41,281.83	458,718.17
Communication Expenses		225,600.00	12,696.47	53,195.47	172,404.53
Postage and Deliveries	50205010 00	-	-	-	-
Telephone Expenses-Mobile	50205020 01	129,600.00	-	35,100.00	94,500.00
Telephone Expenses-Landline	50205020 02	24,000.00	7,297.47	7,297.47	16,702.53
Internet expenses	50205030 00	72,000.00	5,399.00	10,798.00	61,202.00
Professional Services		50,538,091.00	410,326.84	49,670,975.41	867,115.59
Other Professional Services	50211990 00	50,538,091.00	410,326.84	49,670,975.41	867,115.59
General Services		2,713,600.00	1,000,000.00	2,713,600.00	-
Janitorial Services	50212020 00	108,000.00	-	108,000.00	-
Security Services	50212030 00	2,605,600.00	1,000,000.00	2,605,600.00	-
Other General Services	50212990 00	-	-	-	-

PROGRAMS/ACTIVITIES/PROJECTS	OBJECT CODE	ADJUSTED ALLOTMENT	OBLIGATIONS	TOTAL OBLIGATIONS INCURRED	Unobligated Balance of Allotment
			This Report March		
Repairs & Maintenance		900,000.00	191,986.28	211,300.28	688,699.72
RM - Buildings	50213040 00	900,000.00	191,986.28	211,300.28	688,699.72
Financial Assistance/Subsidy		1,646,794,600.00	210,661,456.73	510,049,186.26	1,136,745,413.74
Subsidies - Others	50214990 00	1,646,794,600.00	210,661,456.73	510,049,186.26	1,136,745,413.74
Taxes, Insurance Premiums and Other Fees		150,000.00	22,500.00	22,500.00	127,500.00
Fidelity Bond Premiums	50215020 00	150,000.00	22,500.00	22,500.00	127,500.00
Other Maintenance and Operating Expenses		1,780,000.00	313,202.47	313,202.47	1,466,797.53
Representation Expenses	50299030 00	1,600,000.00	221,585.00	221,585.00	1,378,415.00
Rents - Motor Vehicles	50299050 03	180,000.00	91,617.47	91,617.47	88,382.53
Sub-total, MOOE		1,710,458,691.00	213,450,059.22	564,658,609.51	1,145,800,081.49
Total, AICS		1,710,458,691.00	213,450,059.22	564,658,609.51	1,145,800,081.49

**DEPARTMENT OF SOCIAL WELFARE AND DEVELOPMENT
STATUS OF ALLOTMENT, OBLIGATIONS INCURRED AND BALANCES
FUND 101 - REGULAR APPROPRIATIONS**

FIELD OFFICE II

As of March 31, 2024

PROGRAMS/ACTIVITIES/PROJECTS	OBJECT CODE	ADJUSTED ALLOTMENT	OBLIGATIONS	TOTAL OBLIGATIONS INCURRED	Unobligated Balance of Allotment
			This Report March		
320104100002000 - Assistance to Persons with Disability & Older Persons					
Maint. & Other Operating Expenses					
Traveling Expenses		20,000.00	-	-	20,000.00
Travel Expenses-Local	50201010 00	20,000.00		-	20,000.00
Travel Expenses-Foreign	50201020 00	-		-	-
Training and Scholarship Expenses		253,632.00	-	-	253,632.00
Training Expenses	50202010 00	253,632.00		-	253,632.00
Scholarship Expenses	50202020 00	-		-	-
Other Maintenance and Operating Expenses		120,000.00	-	-	120,000.00
Representation Expenses	50299030 00	50,000.00		-	50,000.00
Other MOOE	50299990 99	70,000.00		-	70,000.00
Sub-total, MOOE		393,632.00	-	-	393,632.00
Total		393,632.00	-	-	393,632.00

DEPARTMENT OF SOCIAL WELFARE AND DEVELOPMENT
STATUS OF ALLOTMENT, OBLIGATIONS INCURRED AND BALANCES
FUND 101 - REGULAR APPROPRIATIONS

FIELD OFFICE II

As of March 31, 2024

PROGRAMS/ACTIVITIES/PROJECTS	OBJECT CODE	ADJUSTED ALLOTMENT	OBLIGATIONS	TOTAL OBLIGATIONS INCURRED	Unobligated Balance of Allotment
			This Report March		
320105100003000 - Recovery and Reintegration Program for Trafficked Persons					
DIRECT RELEASE					
Maint. & Other Operating Expenses					
Traveling Expenses		20,000.00	-	-	20,000.00
Travel Expenses-Local	50201010 00	20,000.00	-	-	20,000.00
Travel Expenses-Foreign	50201020 00	-	-	-	-
Training and Scholarship Expenses		87,000.00	-	-	87,000.00
Training Expenses	50202010 00	87,000.00	-	-	87,000.00
Scholarship Expenses	50202020 00	-	-	-	-
Supplies and Materials Expenses		25,000.00	-	-	25,000.00
Welfare Goods Expenses	50203060 00	25,000.00	-	-	25,000.00
Communication Expenses		10,000.00	-	2,700.00	7,300.00
Postage and Deliveries	50205010 00	-	-	-	-
Telephone Expenses-Mobile	50205020 01	10,000.00	-	2,700.00	7,300.00
Professional Services		455,000.00	(1,778.93)	428,303.60	26,696.40
Other Professional Services	50211990 00	455,000.00	(1,778.93)	428,303.60	26,696.40
Financial Assistance/Subsidy		392,000.00	-	-	392,000.00
Subsidies - Others	50214990 00	392,000.00	-	-	392,000.00
Other Maintenance and Operating Expenses		25,000.00	-	-	25,000.00
Advertising Expense	50299010 00	15,000.00	-	-	15,000.00
Representation Expenses	50299030 00	10,000.00	-	-	10,000.00
Sub-total, MOOE		1,014,000.00	(1,778.93)	431,003.60	582,996.40
TOTAL, PS, MOOE, FE & Capital Outlay		1,014,000.00	(1,778.93)	431,003.60	582,996.40
Total, Direct Release		1,014,000.00	(1,778.93)	431,003.60	582,996.40

**DEPARTMENT OF SOCIAL WELFARE AND DEVELOPMENT
STATUS OF ALLOTMENT, OBLIGATIONS INCURRED AND BALANCES
FUND 101 - REGULAR APPROPRIATIONS**

FIELD OFFICE II

As of March 31, 2024

PROGRAMS/ACTIVITIES/PROJECTS	OBJECT CODE	ADJUSTED ALLOTMENT	OBLIGATIONS	TOTAL OBLIGATIONS INCURRED	Unobligated Balance of Allotment
			This Report March		
330100100001000 - Disaster response and rehabilitation program					
DRRP PROPER					
Maint. & Other Operating Expenses					
Traveling Expenses		600,000.00	(3,335.00)	228,215.00	371,785.00
Travel Expenses-Local	50201010 00	600,000.00	(3,335.00)	228,215.00	371,785.00
Travel Expenses-Foreign	50201020 00	-	-	-	-
Training and Scholarship Expenses		4,624,320.00	1,503,165.00	2,075,415.00	2,548,905.00
Training Expenses	50202010 00	4,624,320.00	1,503,165.00	2,075,415.00	2,548,905.00
Scholarship Expenses	50202020 00	-	-	-	-
Supplies and Materials Expenses		1,054,912.64	359,632.90	373,228.63	681,684.01
Office Supplies Expenses	50203010 00	404,912.64	100,000.00	100,000.00	304,912.64
Gasoline, Oil and Lubricants Expenses	50203090 00	200,000.00	39,547.90	53,143.63	146,856.37
Semi Expendable Machinery & Equipment	50203210 00	-	-	-	-
Office Equipment	50203210 02	100,000.00	-	-	100,000.00
ICT Equipment	50203210 03	350,000.00	220,085.00	220,085.00	129,915.00
Utility Expenses		1,000,000.00	370,760.05	370,760.05	629,239.95
Water Expenses	50204010 00	-	-	-	-
Electricity Expenses	50204020 00	1,000,000.00	370,760.05	370,760.05	629,239.95
Communication Expenses		608,000.00	20,720.00	41,440.00	566,560.00
Telephone Expenses-Mobile	50205020 01	558,000.00	-	-	558,000.00
Internet expenses	50205030 00	50,000.00	20,720.00	41,440.00	8,560.00
Professional Services		17,755,519.40	(21,521.55)	13,661,772.19	4,093,747.21
Other Professional Services	50211990 00	17,755,519.40	(21,521.55)	13,661,772.19	4,093,747.21
General Services		1,801,907.96	1,000,000.00	2,801,907.96	(1,000,000.00)
Janitorial Services	50212020 00	179,000.00	-	179,000.00	-
Security Services	50212030 00	1,622,907.96	1,000,000.00	2,622,907.96	(1,000,000.00)
Repairs & Maintenance		500,000.00	342,186.63	342,186.63	157,813.37
RM - Buildings	50213040 00	200,000.00	240,600.00	240,600.00	(40,600.00)
RM - Other Machinery and Equipment	50213050 99	100,000.00	-	-	100,000.00
RM - Motor Vehicle	50213060 01	200,000.00	101,586.63	101,586.63	98,413.37
Taxes, Insurance Premiums and Other Fees		210,000.00	75,000.00	150,000.00	60,000.00
Taxes, Duties and Licenses	50215010 00	-	-	-	-
Fidelity Bond Premiums	50215020 00	210,000.00	75,000.00	150,000.00	60,000.00
Other Maintenance and Operating Expenses		626,300.00	(117,600.00)	14,930.90	611,369.10
Representation Expenses	50299030 00	250,000.00	(117,600.00)	-	250,000.00
Rents - Motor Vehicles	50299050 03	150,000.00	-	-	150,000.00
Other MOOE	50299990 99	226,300.00	-	14,930.90	211,369.10
Sub-total, MOOE		28,780,960.00	3,529,008.03	20,059,856.36	8,721,103.64
Total, DRRP PROPER		28,780,960.00	3,529,008.03	20,059,856.36	8,721,103.64

PROGRAMS/ACTIVITIES/PROJECTS	OBJECT CODE	ADJUSTED ALLOTMENT	OBLIGATIONS	TOTAL OBLIGATIONS INCURRED	Unobligated Balance of Allotment
			This Report March		
CLIMATE CHANGE					
Maint. & Other Operating Expenses					
Traveling Expenses		811,000.00	95,957.24	99,593.24	711,406.76
Travel Expenses-Local	50201010 00	811,000.00	95,957.24	99,593.24	711,406.76
Travel Expenses-Foreign	50201020 00	-	-	-	-
Training and Scholarship Expenses		788,000.00	-	-	788,000.00
Training Expenses	50202010 00	788,000.00	-	-	788,000.00
Scholarship Expenses	50202020 00	-	-	-	-
Supplies and Materials Expenses		390,000.00	40,000.00	40,000.00	350,000.00
Office Supplies Expenses	50203010 00	120,000.00	40,000.00	40,000.00	80,000.00
Gasoline, Oil and Lubricants Expenses	50203090 00	170,000.00	-	-	170,000.00
Semi Expendable Machinery & Equipment	50203210 00	-	-	-	-
Machinery	50203210 01	-	-	-	-
Office Equipment	50203210 02	50,000.00	-	-	50,000.00
ICT Equipment	50203210 03	50,000.00	-	-	50,000.00
Utility Expenses		120,000.00	-	-	120,000.00
Water Expenses	50204010 00	-	-	-	-
Electricity Expenses	50204020 00	120,000.00	-	-	120,000.00
Communication Expenses		169,200.00	-	-	169,200.00
Postage and Deliveries	50205010 00	-	-	-	-
Telephone Expenses-Mobile	50205020 01	-	-	-	-
Telephone Expenses-Landline	50205020 02	169,200.00	-	-	169,200.00
Internet expenses	50205030 00	-	-	-	-
Professional Services		4,413,667.80	(15,140.86)	3,561,330.40	852,337.40
Legal Services	50211010 00	-	-	-	-
Auditing Services	50211020 00	-	-	-	-
Consultancy Services	50211030 00	-	-	-	-
Other Professional Services	50211990 00	4,413,667.80	(15,140.86)	3,561,330.40	852,337.40
General Services		420,000.00	-	420,000.00	-
Janitorial Services	50212020 00	120,000.00	-	120,000.00	-
Security Services	50212030 00	300,000.00	-	300,000.00	-
Other General Services	50212990 00	-	-	-	-
Repairs & Maintenance		70,000.00	-	-	70,000.00
RM - Motor Vehicle	50213060 01	70,000.00	-	-	70,000.00
Financial Assistance/Subsidy		80,119,200.00	-	-	80,119,200.00
Subsidies - Others	50214990 00	80,119,200.00	-	-	80,119,200.00
Taxes, Insurance Premiums and Other Fees		60,000.00	-	-	60,000.00
Taxes, Duties and Licenses	50215010 00	-	-	-	-
Fidelity Bond Premiums	50215020 00	60,000.00	-	-	60,000.00
Other Maintenance and Operating Expenses		783,996.20	-	-	783,996.20
Advertising Expense	50299010 00	-	-	-	-
Printing & Publication Expenses	50299020 00	80,000.00	-	-	80,000.00
Representation Expenses	50299030 00	120,000.00	-	-	120,000.00
Rents - Motor Vehicles	50299050 03	550,000.00	-	-	550,000.00
Other MOOE	50299990 99	33,996.20	-	-	33,996.20
Sub-total, MOOE		88,145,064.00	120,816.38	4,120,923.64	84,024,140.36
TOTAL, PS, MOOE, FE & Capital Outlay		88,145,064.00	120,816.38	4,120,923.64	84,024,140.36
Add: Life and Retirement Insurance Cont.	50103010 00	-	-	-	-
Total, CLIMATE CHANGE		88,145,064.00	120,816.38	4,120,923.64	84,024,140.36

**DEPARTMENT OF SOCIAL WELFARE AND DEVELOPMENT
STATUS OF ALLOTMENT, OBLIGATIONS INCURRED AND BALANCES
FUND 101 - REGULAR APPROPRIATIONS**

FIELD OFFICE II

As of March 31, 2024

PROGRAMS/ACTIVITIES/PROJECTS	OBJECT CODE	ADJUSTED ALLOTMENT	OBLIGATIONS	TOTAL OBLIGATIONS INCURRED	Unobligated Balance of Allotment
			This Report March		
330100100003000 - Quick Response Fund					
Maint. & Other Operating Expenses					
Traveling Expenses		900,000.00	-	-	900,000.00
Travel Expenses-Local	50201010 00	900,000.00		-	900,000.00
Travel Expenses-Foreign	50201020 00	-		-	-
Supplies and Materials Expenses		600,000.00	-	-	600,000.00
Gasoline, Oil and Lubricants Expense	50203090 00	600,000.00		-	600,000.00
Other Maintenance and Operating Expenses		4,115,000.00	-	1,800,750.00	2,314,250.00
Transportation and Delivery Expense	50299040 00	400,000.00		-	400,000.00
Rents - Buildings & Structures	50299050 01	3,215,000.00		1,800,750.00	1,414,250.00
Other MOOE	50299990 99	500,000.00		-	500,000.00
Sub-total, MOOE		5,615,000.00	-	1,800,750.00	3,814,250.00
TOTAL, PS, MOOE, FE & Capital Outlay		5,615,000.00	-	1,800,750.00	3,814,250.00
Total, QRF		5,615,000.00	-	1,800,750.00	3,814,250.00

**DEPARTMENT OF SOCIAL WELFARE AND DEVELOPMENT
STATUS OF ALLOTMENT, OBLIGATIONS INCURRED AND BALANCES
FUND 101 - REGULAR APPROPRIATIONS**

FIELD OFFICE II

As of March 31, 2024

PROGRAMS/ACTIVITIES/PROJECTS	OBJECT CODE	ADJUSTED ALLOTMENT	OBLIGATIONS	TOTAL OBLIGATIONS INCURRED	Unobligated Balance of Allotment
			This Report March		
340100100001000 - Standard Setting, Licensing, Accreditation & Monitoring Services					
Maint. & Other Operating Expenses					
Traveling Expenses		112,125.00	23,141.00	41,431.00	70,694.00
Travel Expenses-Local	50201010 00	112,125.00	23,141.00	41,431.00	70,694.00
Travel Expenses-Foreign	50201020 00	-	-	-	-
Training and Scholarship Expenses		96,640.00	-	-	96,640.00
Training Expenses	50202010 00	96,640.00	-	-	96,640.00
Scholarship Expenses	50202020 00	-	-	-	-
Supplies and Materials Expenses		15,000.00	-	-	15,000.00
Office Supplies Expenses	50203010 00	15,000.00	-	-	15,000.00
Other Maintenance and Operating Expenses		-	-	13,500.00	(13,500.00)
Representation Expenses	50299030 00	-	-	13,500.00	(13,500.00)
Sub-total, MOOE		223,765.00	23,141.00	54,931.00	168,834.00
TOTAL, PS, MOOE, FE & Capital Outlay		223,765.00	23,141.00	54,931.00	168,834.00
Total, Standard Setting		223,765.00	23,141.00	54,931.00	168,834.00

**DEPARTMENT OF SOCIAL WELFARE AND DEVELOPMENT
STATUS OF ALLOTMENT, OBLIGATIONS INCURRED AND BALANCES
FUND 101 - REGULAR APPROPRIATIONS**

FIELD OFFICE II

As of March 31, 2024

PROGRAMS/ACTIVITIES/PROJECTS	OBJECT CODE	ADJUSTED ALLOTMENT	OBLIGATIONS	TOTAL OBLIGATIONS INCURRED	Unobligated Balance of Allotment
			This Report March		
350100100001000 - Provision of technical/advisory assistance and other related support services					
DIRECT RELEASE					
Personal Services					
Salaries and Wages					
Salaries and Wages - Regular	50101010 01	38,623,000.00	3,629,823.42	10,505,195.96	28,117,804.04
Salaries and Wages - Casual/Contractual	50101020 00	3,118,000.00	82,847.76	171,205.28	2,946,794.72
Other Compensation					
Personnel Economic Relief Allowance (PERA)	50102010 01	2,160,000.00	189,272.73	563,272.73	1,596,727.27
Representation Allowance (RA)	50102020 00	270,000.00	25,500.00	76,500.00	193,500.00
Transportation Allowance (TA)	50102030 01	270,000.00	25,500.00	76,500.00	193,500.00
Clothing/Uniform Allowance	50102040 01	540,000.00	-	-	540,000.00
Subsistence					
Magna Carta for Public Health Workers	50102050 03	14,000.00	-	-	14,000.00
Magna Carta for Public Social Workers	50102050 04	330,000.00	-	-	330,000.00
Laundry Allowance					
Magna Carta for Public Health Workers	50102060 04	2,000.00	-	-	2,000.00
Hazard Pay					
Hazard Pay	50102110 01	-	-	-	-
Magna Carta for Public Social Workers	50102110 06	2,509,000.00	-	-	2,509,000.00
Mid-year Bonus	50102990 36	3,219,000.00	-	-	3,219,000.00
Year-end Bonus	50102140 01	3,219,000.00	-	-	3,219,000.00
Cash Gift	50102150 01	450,000.00	-	-	450,000.00
Other Bonuse and Allowance					
Productivity Enhancement Incentive	50102990 12	450,000.00	-	-	450,000.00
Personnel Benefit Contributions					
Pag-ibig Contributions	50103020 01	108,000.00	19,000.00	47,000.00	61,000.00
Philhealth Contributions	50103030 01	840,000.00	83,235.96	248,614.37	591,385.63
Employees Compensation Insurance Premiums	50103040 01	108,000.00	9,600.00	28,500.00	79,500.00
Other Personnel Benefits					
Pension Benefits	50104010 01	-	-	-	-
Retirement Gratuity	50104020 01	-	-	-	-
Terminal Leave Benefits	50104030 01	-	-	-	-
Lumpsum for Step Increments-Length of Service	50104990 10	97,000.00	606.38	606.38	96,393.62
Other Personnel Benefits	50104990 99	210,000.00	-	85,000.00	125,000.00
Sub-total, PS		56,537,000.00	4,065,386.25	11,802,394.72	44,734,605.28
Maint. & Other Operating Expenses					
Traveling Expenses					
Travel Expenses-Local	50201010 00	204,000.00	69,013.60	156,557.08	47,442.92
Travel Expenses-Foreign	50201020 00	-	-	-	-
Training and Scholarship Expenses					
Training Expenses	50202010 00	285,000.00	4,000.00	4,000.00	281,000.00
Scholarship Expenses	50202020 00	-	-	-	-
Supplies and Materials Expenses					
Office Supplies Expenses	50203010 00	300,000.00	-	-	300,000.00
Medical, Dental and Laboratory Supplies Exp.	50203080 00	150,000.00	-	-	150,000.00
Semi Expendable Machinery & Equipment Exp.	50203210 00	-	-	-	-
Office Equipment	50203210 02	30,000.00	-	-	30,000.00
Other Supplies Expenses	50203990 00	50,000.00	6,336.00	6,336.00	43,664.00
Communication Expenses					
Postage and Deliveries	50205010 00	-	-	-	-
Telephone Expenses-Mobile	50205020 01	123,000.00	-	-	123,000.00
Telephone Expenses-Landline	50205020 02	110,000.00	-	21,899.00	88,101.00
Extraordinary & Miscellaneous Expenses					
50210030 00		136,000.00	11,300.00	33,900.00	102,100.00
Professional Services					
Other Professional Services	50211990 00	694,000.00	-	694,000.00	-
Other Maintenance and Operating Expenses					
Advertising Expense	50299010 00	473,000.00	-	-	473,000.00
Representation Expenses	50299030 00	646,000.00	206,484.03	549,982.52	96,017.48
Rents - Motor Vehicles	50299050 03	50,000.00	-	-	50,000.00
Rents - Living Quarters	50299050 05	54,000.00	-	-	54,000.00
Other MOOE	50299990 99	150,000.00	19,689.00	19,689.00	130,311.00
Sub-total, MOOE		3,455,000.00	316,822.63	1,486,363.60	1,968,636.40
TOTAL, PS, MOOE, FE & Capital Outlay		59,992,000.00	4,382,208.88	13,288,758.32	46,703,241.68

PROGRAMS/ACTIVITIES/PROJECTS	OBJECT CODE	ADJUSTED ALLOTMENT	OBLIGATIONS	TOTAL OBLIGATIONS INCURRED	Unobligated Balance of Allotment
			This Report March		
Add: Life and Retirement Insurance Cont.	50103010 00	4,635,000.00	412,991.43	1,234,239.52	3,400,760.48
Total, Direct Release		64,627,000.00	4,795,200.31	14,522,997.84	50,104,002.16
CENTRALLY-MANAGED FUND (SAA)					
Maint. & Other Operating Expenses					
Training and Scholarship Expenses					
Training Expenses	50202010 00	191,800.00	-	-	191,800.00
Scholarship Expenses	50202020 00	-	-	-	-
Supplies and Materials Expenses					
Semi Expendable Machinery & Equipment Exp	50203210 00	-	-	-	-
ICT Equipment	50203210 03	245,000.00	-	-	245,000.00
Awards/Rewards and Prizes					
Awards/Rewards Expense	50206010 01	367,187.00	145,000.00	145,000.00	222,187.00
Professional Services					
Other Professional Services	50211990 00	439,428.00	-	-	439,428.00
Sub-total, MOOE		1,243,415.00	145,000.00	145,000.00	1,098,415.00
TOTAL, PS, MOOE, FE & Capital Outlay		1,243,415.00	145,000.00	145,000.00	1,098,415.00
Total, CMF		1,243,415.00	145,000.00	145,000.00	1,098,415.00

**DEPARTMENT OF SOCIAL WELFARE AND DEVELOPMENT
STATUS OF ALLOTMENT, OBLIGATIONS INCURRED AND BALANCES
FUND 101 - REGULAR APPROPRIATIONS**

FIELD OFFICE II

As of March 31, 2024

PROGRAMS/ACTIVITIES/PROJECTS	OBJECT CODE	ADJUSTED ALLOTMENT	OBLIGATIONS	TOTAL OBLIGATIONS INCURRED	Unobligated Balance of Allotment
			This Report March		
350100100002000 - Provision of Capability Training Programs					
Maint. & Other Operating Expenses					
Training and Scholarship Expenses		19,200.00	-	-	19,200.00
Training Expenses	50202010 00	19,200.00		-	19,200.00
Other Maintenance and Operating Expenses		150,000.00	-	-	150,000.00
Advertising Expense	50299010 00	-		-	-
Printing & Publication Expenses	50299020 00	-		-	-
Representation Expenses	50299030 00	150,000.00		-	150,000.00
Sub-total, MOOE		169,200.00	-	-	169,200.00
TOTAL, PS, MOOE, FE & Capital Outlay		169,200.00	-	-	169,200.00
Total, Cap. Training Programs		169,200.00	-	-	169,200.00

**DEPARTMENT OF SOCIAL WELFARE AND DEVELOPMENT
STATUS OF ALLOTMENT, OBLIGATIONS INCURRED AND BALANCES
FUND 101 - REGULAR APPROPRIATIONS**

FIELD OFFICE II

As of March 31, 2024

PROGRAMS/ACTIVITIES/PROJECTS	OBJECT CODE	ADJUSTED ALLOTMENT	OBLIGATIONS	TOTAL OBLIGATIONS INCURRED	Unobligated Balance of Allotment
			This Report March		
200000200004000 - National Household Targeting System for Poverty Reduction					
DIRECT RELEASE					
Personal Services					
Salaries and Wages					
Salaries and Wages - Regular	50101010 01	-		-	-
Salaries and Wages - Casual/Contractual	50101020 00	5,130,000.00	318,935.36	961,671.69	4,168,328.31
Sub-total, PS		5,130,000.00	318,935.36	961,671.69	4,168,328.31
Maint. & Other Operating Expenses					
Traveling Expenses					
Travel Expenses-Local	50201010 00	300,000.00	(2,800.00)	-	300,000.00
Travel Expenses-Foreign	50201020 00	-	-	-	-
Training and Scholarship Expenses					
Training Expenses	50202010 00	70,000.00	1,931.75	7,221.75	62,778.25
Scholarship Expenses	50202020 00	-	-	-	-
Supplies and Materials Expenses					
Office Supplies Expenses	50203010 00	100,000.00	50,000.00	50,000.00	50,000.00
Gasoline, Oil and Lubricants Expenses	50203090 00	12,000.00	-	500.00	11,500.00
Utility Expenses					
Water Expenses	50204010 00	54,000.00	-	26,000.00	28,000.00
Electricity Expenses	50204020 00	27,000.00	-	-	27,000.00
Communication Expenses					
Postage and Deliveries	50205010 00	74,000.00	3,435.50	42,817.26	31,182.74
Telephone Expenses-Mobile	50205020 01	12,000.00	-	7,980.00	4,020.00
Telephone Expenses-Landline	50205020 02	35,000.00	-	8,100.00	26,900.00
Other Maintenance and Operating Expenses	50205020 02	27,000.00	3,435.50	26,737.26	262.74
Representation Expenses	50299030 00	100,000.00	53,000.00	53,000.00	47,000.00
Sub-total, MOOE		710,000.00	105,567.25	179,539.01	530,460.99
TOTAL, PS, MOOE, FE & Capital Outlay		5,840,000.00	424,502.61	1,141,210.70	4,698,789.30
Total, Direct Release		5,840,000.00	424,502.61	1,141,210.70	4,698,789.30
CENTRALLY-MANAGED FUND (SAA)					
Maint. & Other Operating Expenses					
Training and Scholarship Expenses					
Training Expenses	50202010 00	50,000.00	-	-	50,000.00
Professional Services					
Other Professional Services	50211990 00	362,880.00	(1,305.59)	337,905.99	24,974.01
Other Maintenance and Operating Expenses					
Advertising Expense	50299010 00	362,880.00	(1,305.59)	337,905.99	24,974.01
Sub-total, MOOE		662,880.00	(1,305.59)	337,905.99	324,974.01
Total, CMF		662,880.00	(1,305.59)	337,905.99	324,974.01

**DEPARTMENT OF SOCIAL WELFARE AND DEVELOPMENT
STATUS OF ALLOTMENT, OBLIGATIONS INCURRED AND BALANCES
FUND 101 - REGULAR APPROPRIATIONS**

FIELD OFFICE II

As of March 31, 2024

PROGRAMS/ACTIVITIES/PROJECTS	OBJECT CODE	ADJUSTED ALLOTMENT	This Report	TOTAL OBLIGATIONS INCURRED	Unobligated Balance of Allotment
			March		
310100200001000 - KALAHI-CIDSS-KKB					
Maint. & Other Operating Expenses					
Traveling Expenses		875,000.00	-	8,573.55	866,426.45
Travel Expenses-Local	50201010 00	875,000.00	-	8,573.55	866,426.45
Training and Scholarship Expenses		654,300.00	-	-	654,300.00
Training Expenses	50202010 00	654,300.00	-	-	654,300.00
Scholarship Expenses	50202020 00	-	-	-	-
Supplies and Materials Expenses		195,000.00	1,653.20	1,653.20	193,346.80
Office Supplies Expenses	50203010 00	115,000.00	1,653.20	1,653.20	113,346.80
Semi Expendable Machinery & Equipment Exp. ICT Equipment	50203210 00 50203210 03	- 80,000.00	- -	- -	- 80,000.00
Communication Expenses		128,100.00	-	-	-
Telephone Expenses-Mobile	50205020 01	128,100.00	-	-	128,100.00
Professional Services		7,259,812.05	4,426,991.01	4,426,991.01	2,832,821.04
Other Professional Services	50211990 00	7,259,812.05	4,426,991.01	4,426,991.01	2,832,821.04
Financial Assistance/Subsidy		15,741,250.00	-	-	15,741,250.00
Subsidies - Others	50214990 00	15,741,250.00	-	-	15,741,250.00
Other Maintenance and Operating Expenses		60,000.00	-	-	60,000.00
Representation Expenses	50299030 00	60,000.00	-	-	60,000.00
Total,		24,913,462.05	4,428,644.21	4,437,217.76	20,348,144.29
LOCAL PROJECTS TO IMPROVE & INCREASE ACCESS TO BASIC SERVICES IN COMMUNITIES					
Maint. & Other Operating Expenses					
Traveling Expenses		420,000.00	-	-	420,000.00
Travel Expenses-Local	50201010 00	420,000.00	-	-	420,000.00
Travel Expenses-Foreign	50201020 00	-	-	-	-
Training and Scholarship Expenses		649,300.00	-	-	649,300.00
Training Expenses	50202010 00	649,300.00	-	-	649,300.00
Scholarship Expenses	50202020 00	-	-	-	-
Supplies and Materials Expenses		25,000.00	-	-	25,000.00
Office Supplies Expenses	50203010 00	25,000.00	-	-	25,000.00
Communication Expenses		59,400.00	-	-	-
Postage and Deliveries	50205010 00	-	-	-	-
Telephone Expenses-Mobile	50205020 01	59,400.00	-	-	59,400.00
Professional Services		3,981,766.00	3,981,766.00	3,981,766.00	-
Other Professional Services	50211990 00	3,981,766.00	3,981,766.00	3,981,766.00	-
Financial Assistance/Subsidy		7,500,000.00	-	-	7,500,000.00
Subsidies - Others	50214990 00	7,500,000.00	-	-	7,500,000.00
Total,		12,635,466.00	3,981,766.00	3,981,766.00	8,594,300.00
PAGABOT / REACHOUT PROGRAM AND THE SOCIAL ASSIST. COMPONENT OF THE BALIK PROBINSYA BAGONG PAGASA PROG.					
Maint. & Other Operating Expenses					
Traveling Expenses		120,000.00	-	8,573.55	111,426.45
Travel Expenses-Local	50201010 00	120,000.00	-	8,573.55	111,426.45
Travel Expenses-Foreign	50201020 00	-	-	-	-
Training and Scholarship Expenses		5,000.00	-	-	5,000.00
Training Expenses	50202010 00	5,000.00	-	-	5,000.00
Scholarship Expenses	50202020 00	-	-	-	-
Supplies and Materials Expenses		110,000.00	1,653.20	1,653.20	108,346.80
Office Supplies Expenses	50203010 00	30,000.00	1,653.20	1,653.20	28,346.80
Semi Expendable Machinery & Equipment Exp. ICT Equipment	50203210 00 50203210 03	- 80,000.00	- -	- -	- 80,000.00

PROGRAMS/ACTIVITIES/PROJECTS	OBJECT CODE	ADJUSTED ALLOTMENT	This Report	TOTAL OBLIGATIONS INCURRED	Unobligated Balance of Allotment
			March		
Communication Expenses		18,000.00	-	-	
Postage and Deliveries	50205010 00	-		-	-
Telephone Expenses-Mobile	50205020 01	18,000.00		-	18,000.00
Professional Services		948,556.18	-	-	948,556.18
Other Professional Services	50211990 00	948,556.18		-	948,556.18
Financial Assistance/Subsidy		4,000,000.00	-	-	4,000,000.00
Subsidies - Others	50214990 00	4,000,000.00		-	4,000,000.00
Other Maintenance and Operating Expenses		60,000.00	-	-	60,000.00
Representation Expenses	50299030 00	60,000.00		-	60,000.00
Total,		5,261,556.18	1,653.20	10,226.75	5,233,329.43
CASH FOR WORK FOR PERSONS WITH DISABILITIES PROGRAM					
Maint. & Other Operating Expenses					
Traveling Expenses		335,000.00	-	-	335,000.00
Travel Expenses-Local	50201010 00	335,000.00		-	335,000.00
Supplies and Materials Expenses		60,000.00	-	-	60,000.00
Office Supplies Expenses	50203010 00	60,000.00		-	60,000.00
Communication Expenses		50,700.00	-	-	
Postage and Deliveries	50205010 00	-		-	-
Telephone Expenses-Mobile	50205020 01	50,700.00		-	50,700.00
Professional Services		2,329,489.87	445,225.01	445,225.01	1,884,264.86
Other Professional Services	50211990 00	2,329,489.87	445,225.01	445,225.01	1,884,264.86
Financial Assistance/Subsidy		4,241,250.00	-	-	4,241,250.00
Subsidies - Others	50214990 00	4,241,250.00		-	4,241,250.00
Total,		7,016,439.87	445,225.01	445,225.01	6,520,514.86

**DEPARTMENT OF SOCIAL WELFARE AND DEVELOPMENT
STATUS OF ALLOTMENT, OBLIGATIONS INCURRED AND BALANCES
FUND 101 - REGULAR APPROPRIATIONS**

FIELD OFFICE II

As of March 31, 2024

PROGRAMS/ACTIVITIES/PROJECTS	OBJECT CODE	ADJUSTED ALLOTMENT	OBLIGATIONS	TOTAL OBLIGATIONS INCURRED	Unobligated Balance of Allotment
			This Report March		
320104200001000 - Comprehensive Proj. for Street Children, Street Families & Ips - Esp. Badjaus					
Maint. & Other Operating Expenses					
Traveling Expenses		60,000.00	-	-	60,000.00
Travel Expenses-Local	50201010 00	60,000.00		-	60,000.00
Travel Expenses-Foreign	50201020 00	-		-	-
Training and Scholarship Expenses		100,000.00	-	-	100,000.00
Training Expenses	50202010 00	100,000.00		-	100,000.00
Scholarship Expenses	50202020 00	-		-	-
Supplies and Materials Expenses		10,000.00	-	-	10,000.00
Office Supplies Expenses	50203010 00	10,000.00		-	10,000.00
Communication Expenses		3,600.00	-	-	3,600.00
Postage and Deliveries	50205010 00	-		-	-
Telephone Expenses-Mobile	50205020 01	3,600.00		-	3,600.00
Professional Services		449,428.00	-	-	449,428.00
Other Professional Services	50211990 00	449,428.00		-	449,428.00
Financial Assistance/Subsidy		1,320,000.00	-	-	1,320,000.00
Subsidies - Others	50214990 00	1,320,000.00		-	1,320,000.00
Other Maintenance and Operating Expenses		36,000.00	-	-	36,000.00
Representation Expenses	50299030 00	36,000.00		-	36,000.00
Sub-total, MOOE		1,979,028.00	-	-	1,979,028.00
TOTAL, PS, MOOE, FE & Capital Outlay		1,979,028.00	-	-	1,979,028.00
Total, Street Children		1,979,028.00	-	-	1,979,028.00

**DEPARTMENT OF SOCIAL WELFARE AND DEVELOPMENT
STATUS OF ALLOTMENT, OBLIGATIONS INCURRED AND BALANCES
FUND 101 - REGULAR APPROPRIATIONS**

FIELD OFFICE II


As of March 31, 2024

PROGRAMS/ACTIVITIES/PROJECTS	OBJECT CODE	ADJUSTED ALLOTMENT	OBLIGATIONS	TOTAL OBLIGATIONS INCURRED	Unobligated Balance of Allotment
			This Report March		
Philippine Food STAMP (Strategic Transfer and Alternative Measures Program)					
Maint. & Other Operating Expenses					
Traveling Expenses		295,402.40	94,428.00	111,156.00	184,246.40
Travel Expenses-Local	50201010 00	295,402.40	94,428.00	111,156.00	184,246.40
Travel Expenses-Foreign	50201020 00	-	-	-	-
Training and Scholarship Expenses		347,200.00	-	-	347,200.00
Training Expenses	50202010 00	347,200.00	-	-	347,200.00
Scholarship Expenses	50202020 00	-	-	-	-
Supplies and Materials Expenses		32,400.00	10,000.00	10,000.00	22,400.00
Office Supplies Expenses	50203010 00	32,400.00	10,000.00	10,000.00	22,400.00
Communication Expenses		61,200.00	15,300.00	15,300.00	45,900.00
Postage and Deliveries	50205010 00	-	-	-	-
Telephone Expenses-Mobile	50205020 01	61,200.00	15,300.00	15,300.00	45,900.00
Professional Services		4,135,260.00	(3,863.84)	3,646,131.74	489,128.26
Other Professional Services	50211990 00	4,135,260.00	(3,863.84)	3,646,131.74	489,128.26
Financial Assistance/Subsidy		104,220,000.00	-	-	104,220,000.00
Subsidies - Others	50214990 00	104,220,000.00	-	-	104,220,000.00
Other Maintenance and Operating Expenses		20,000.00	-	-	20,000.00
Other MOOE	50299990 99	20,000.00	-	-	20,000.00
Sub-total, MOOE		109,111,462.40	115,864.16	3,782,587.74	105,328,874.66
Total, Food STAMP		109,111,462.40	115,864.16	3,782,587.74	105,328,874.66

Prepared by:


EUNICE D. VITEÑO
Financial Analyst III

Reviewed by:


SONNY CUTHBERT T. ARICHETA
AO IV/Head, Budget Section

Noted by:


LUCIA SUYU ALAN, RSW
Regional Director

**DEPARTMENT OF SOCIAL WELFARE AND DEVELOPMENT
STATUS OF ALLOTMENT, OBLIGATIONS INCURRED AND BALANCES
FUND 101 - REGULAR APPROPRIATIONS**

FIELD OFFICE II

As of March 31, 2024

PROGRAMS/ACTIVITIES/PROJECTS	OBJECT CODE	ADJUSTED ALLOTMENT	OBLIGATIONS	TOTAL OBLIGATIONS INCURRED	Unobligated Balance of Allotment
			This Report March		
100000100001000 - General Administration Support Services					
FO CONTINUING					
Maint. & Other Operating Expenses					
Training and Scholarship Expenses		92,647.40	42,600.00	42,600.00	50,047.40
Training Expenses	50202010 00	32,647.40		-	32,647.40
Scholarship Expenses	50202020 00	60,000.00	42,600.00	42,600.00	17,400.00
Professional Services		158,311.15	-	-	158,311.15
Other Professional Services	50211990 00	158,311.15		-	158,311.15
General Services		-	195,218.55	195,218.55	(195,218.55)
Janitorial Services	50212020 00	-		-	-
Security Services	50212030 00	-	195,218.55	195,218.55	(195,218.55)
Other General Services	50212990 00	-		-	-
Other Maintenance and Operating Expenses		4,260.00	-	-	4,260.00
Advertising Expense	50299010 00	-		-	-
Printing & Publication Expenses	50299020 00	-		-	-
Representation Expenses	50299030 00	4,260.00		-	4,260.00
Sub-total, MOOE		255,218.55	237,818.55	237,818.55	17,400.00
TOTAL, PS, MOOE, FE & Capital Outlay		255,218.55	237,818.55	237,818.55	17,400.00
Total, FO-CONT.		255,218.55	237,818.55	237,818.55	17,400.00

**DEPARTMENT OF SOCIAL WELFARE AND DEVELOPMENT
STATUS OF ALLOTMENT, OBLIGATIONS INCURRED AND BALANCES
FUND 101 - REGULAR APPROPRIATIONS**

FIELD OFFICE II

As of March 31, 2024

PROGRAMS/ACTIVITIES/PROJECTS	OBJECT CODE	ADJUSTED ALLOTMENT	OBLIGATIONS	TOTAL OBLIGATIONS INCURRED	Unobligated Balance of Allotment
			This Report March		
20000100001000 - Information and Communication Technology Service Management					
CO CONTINUING					
Maint. & Other Operating Expenses					
Training and Scholarship Expenses		66,250.00	-	-	66,250.00
Training Expenses	50202010 00	66,250.00		-	66,250.00
Scholarship Expenses	50202020 00	-		-	-
Sub-total, MOOE		66,250.00	-	-	66,250.00
Total, CO-CONT		66,250.00	-	-	66,250.00
FO CONTINUING					
Maint. & Other Operating Expenses					
Supplies and Materials Expenses		-	-	414,480.25	(414,480.25)
Office Supplies Expenses	50203010 00	-		414,480.25	(414,480.25)
Other Maintenance and Operating Expenses		436,532.93	-	22,052.68	414,480.25
Subscription Expenses	50299070 00	436,532.93		22,052.68	414,480.25
Sub-total, MOOE		436,532.93	-	436,532.93	(0.00)
TOTAL, PS, MOOE, FE & Capital Outlay		436,532.93	-	436,532.93	(0.00)
Add: Life and Retirement Insurance Cont.	50103010 00	-		-	-
Total, FO-CONT.		436,532.93	-	436,532.93	(0.00)

**DEPARTMENT OF SOCIAL WELFARE AND DEVELOPMENT
STATUS OF ALLOTMENT, OBLIGATIONS INCURRED AND BALANCES
FUND 101 - REGULAR APPROPRIATIONS**

FIELD OFFICE II

As of March 31, 2024

PROGRAMS/ACTIVITIES/PROJECTS	OBJECT CODE	ADJUSTED ALLOTMENT	OBLIGATIONS INCURRED	TOTAL OBLIGATIONS INCURRED	Unobligated Balance of Allotment
			This Report March		
310100100001000 - Pantawid Pamilya					
CENTRALLY-MANAGED FUND (SAA)					
CO CONTINUING					
Maint. & Other Operating Expenses					
Traveling Expenses		350,000.00	126,584.50	402,487.50	(52,487.50)
Travel Expenses-Local	50201010 00	350,000.00	126,584.50	402,487.50	(52,487.50)
Travel Expenses-Foreign	50201020 00	-	-	-	-
Training and Scholarship Expenses		92,990.00	-	92,990.00	-
Training Expenses	50202010 00	92,990.00	-	92,990.00	-
Professional Services		10,875,843.00	-	10,875,843.00	-
Other Professional Services	50211990 00	10,875,843.00	-	10,875,843.00	-
Labor and Wages	50216010 00	300,139.00	(58,840.67)	195,159.33	104,979.67
Other Maintenance and Operating Expenses		200,000.00	36,400.00	36,400.00	163,600.00
Rents - Motor Vehicles	50299050 03	200,000.00	36,400.00	36,400.00	163,600.00
Sub-total, MOOE		11,818,972.00	104,143.83	11,602,879.83	216,092.17
Total, CO-CONT		11,818,972.00	104,143.83	11,602,879.83	216,092.17
FO CONTINUING					
Maint. & Other Operating Expenses					
Supplies and Materials Expenses		5,039,697.72	-	-	5,039,697.72
Semi Expendable Machinery & Equipment E	50203210 00	-	-	-	-
ICT Equipment	50203210 03	5,039,697.72	-	-	5,039,697.72
Sub-total, MOOE		5,039,697.72	-	-	5,039,697.72
Total, FO-CONT.		5,039,697.72	-	-	5,039,697.72

**DEPARTMENT OF SOCIAL WELFARE AND DEVELOPMENT
STATUS OF ALLOTMENT, OBLIGATIONS INCURRED AND BALANCES
FUND 101 - REGULAR APPROPRIATIONS**

FIELD OFFICE II

As of March 31, 2024

PROGRAMS/ACTIVITIES/PROJECTS	OBJECT CODE	ADJUSTED ALLOTMENT	OBLIGATIONS	TOTAL OBLIGATIONS INCURRED	Unobligated Balance of Allotment
			This Report March		
310100100002000 - Sustainable Livelihood Program					
DIRECT RELEASE - SLP REGULAR					
Maint. & Other Operating Expenses					
Supplies and Materials Expenses					
Semi Expendable Machinery & Equipment Exp.	50203210 00	247,275.00	58,000.00	87,965.00	159,310.00
Office Equipment	50203210 02	-	-	-	20,000.00
ICT Equipment	50203210 03	20,000.00	58,000.00	58,000.00	4,975.00
Semi Expendable Furniture, Fixtures & Books	50203220 00	62,975.00	-	-	-
Furniture & Fixtures	50203220 01	-	-	29,965.00	134,335.00
Other Maintenance and Operating Expenses					
Representation Expenses	50299030 00	107,198.37	-	36,600.00	70,598.37
Rents - Motor Vehicles	50299050 03	-	-	36,600.00	(36,600.00)
		107,198.37	-	-	107,198.37
Sub-total, MOOE		354,473.37	58,000.00	124,565.00	229,908.37
Total, DR-SLP-REGULAR		354,473.37	58,000.00	124,565.00	229,908.37
CENTRALLY-MANAGED FUND (SAA)					
GMF SLP - REGULAR					
FO CONTINUING					
Maint. & Other Operating Expenses					
Training and Scholarship Expenses					
Training Expenses	50202010 00	443,991.63	443,991.63	443,991.63	-
General Services		500,000.00	500,000.00	500,000.00	-
Security Services	50212030 00	500,000.00	500,000.00	500,000.00	-
Taxes, Insurance Premiums and Other Fees		60,000.00		60,000.00	-
Fidelity Bond Premiums	50215020 00	60,000.00		60,000.00	-
Other Maintenance and Operating Expenses		60,100.00	60,100.00	60,100.00	-
Representation Expenses	50299030 00	60,100.00	60,100.00	60,100.00	-
Sub-total, MOOE		1,064,091.63	1,004,091.63	1,064,091.63	-
TOTAL, PS, MOOE, FE & Capital Outlay		1,064,091.63	1,004,091.63	1,064,091.63	-
Total, FO-CONT.		1,064,091.63	1,004,091.63	1,064,091.63	-
GMF SLP - ZERO HUNGER					
FO CONTINUING					
Maint. & Other Operating Expenses					
Supplies and Materials Expenses					
Office Supplies Expenses	50203010 00	12,769.35	12,769.35	12,769.35	-
Other Maintenance and Operating Expenses		196,200.00	-	-	196,200.00
Advertising Expense	50299010 00	130,000.00			130,000.00
Other MOOE	50299990 99	66,200.00			66,200.00
Sub-total, MOOE		208,969.35	12,769.35	12,769.35	196,200.00
TOTAL, PS, MOOE, FE & Capital Outlay		208,969.35	12,769.35	12,769.35	196,200.00
Total, FO-CONT.		208,969.35	12,769.35	12,769.35	196,200.00

PROGRAMS/ACTIVITIES/PROJECTS	OBJECT CODE	ADJUSTED ALLOTMENT	OBLIGATIONS	TOTAL OBLIGATIONS INCURRED	Unobligated Balance of Allotment
			This Report March		
CMF - EO 70					
FO CONTINUING					
Maint. & Other Operating Expenses					
Training and Scholarship Expenses		152,549.63	152,549.63	152,549.63	-
Training Expenses	50202010 00	152,549.63	152,549.63	152,549.63	-
Supplies and Materials Expenses		147,030.65	147,030.65	147,030.65	-
Office Supplies Expenses	50203010 00	147,030.65	147,030.65	147,030.65	-
Sub-total, MOOE		299,580.28	299,580.28	299,580.28	-
TOTAL, PS, MOOE, FE & Capital Outlay		299,580.28	299,580.28	299,580.28	-
Total, FO-CONT.		299,580.28	299,580.28	299,580.28	-
CMF - REFERRAL					
FO CONTINUING					
Maint. & Other Operating Expenses					
Traveling Expenses		42,000.00	-	-	42,000.00
Travel Expenses-Local	50201010 00	42,000.00	-	-	42,000.00
Communication Expenses		6,000.00	-	1,800.00	4,200.00
Telephone Expenses-Mobile	50205020 01	6,000.00	-	1,800.00	4,200.00
Professional Services		405,632.50	252,854.89	371,336.08	34,296.42
Other Professional Services	50211990 00	405,632.50	252,854.89	371,336.08	34,296.42
Other Maintenance and Operating Expenses		3,500.00	-	-	3,500.00
Representation Expenses	50299030 00	3,500.00	-	-	3,500.00
Sub-total, MOOE		457,132.50	252,854.89	373,136.08	83,996.42
TOTAL, PS, MOOE, FE & Capital Outlay		457,132.50	252,854.89	373,136.08	83,996.42
Total, FO-CONT.		457,132.50	252,854.89	373,136.08	83,996.42

**DEPARTMENT OF SOCIAL WELFARE AND DEVELOPMENT
STATUS OF ALLOTMENT, OBLIGATIONS INCURRED AND BALANCES
FUND 101 - REGULAR APPROPRIATIONS**

FIELD OFFICE II

As of March 31, 2024

PROGRAMS/ACTIVITIES/PROJECTS	OBJECT CODE	ADJUSTED ALLOTMENT	OBLIGATIONS	TOTAL OBLIGATIONS INCURRED	Unobligated Balance of Allotment
			This Report March		
320101100001000 - Provision of Services for center-based clients					
FO CONTINUING					
Capital Outlays					
Buildings & Structure Outlay		15,328,621.13	-	-	15,328,621.13
Buildings	50604040 01	15,328,621.13	-	-	15,328,621.13
Other Structures	50604040 99	-	-	-	-
Sub-total, Capital Outlay		15,328,621.13	-	-	15,328,621.13
TOTAL, PS, MOOE, FE & Capital Outlay		15,328,621.13	-	-	15,328,621.13
Add: Life and Retirement Insurance Cont.	50103010 00	-	-	-	-
Total, FO-CONT.		15,328,621.13	-	-	15,328,621.13

**DEPARTMENT OF SOCIAL WELFARE AND DEVELOPMENT
STATUS OF ALLOTMENT, OBLIGATIONS INCURRED AND BALANCES
FUND 101 - REGULAR APPROPRIATIONS**

FIELD OFFICE II

As of March 31, 2024

PROGRAMS/ACTIVITIES/PROJECTS	OBJECT CODE	ADJUSTED ALLOTMENT	OBLIGATIONS	TOTAL OBLIGATIONS INCURRED	Unobligated Balance of Allotment
			This Report March		
320102100001000 - Supplemental Feeding Program					
DIRECT RELEASE					
Maint. & Other Operating Expenses					
Traveling Expenses		408,838.67	-	-	408,838.67
Travel Expenses-Local	50201010 00	408,838.67	-	-	408,838.67
Travel Expenses-Foreign	50201020 00	-	-	-	-
Training and Scholarship Expenses		-	784,441.67	784,441.67	(784,441.67)
Training Expenses	50202010 00	-	784,441.67	784,441.67	(784,441.67)
Scholarship Expenses	50202020 00	-	-	-	-
Supplies and Materials Expenses		2,960.00	-	16,447.00	(13,487.00)
Semi Expendable Machinery & Equipment	50203210 00	-	-	-	-
ICT Equipment	50203210 03	-	-	16,447.00	(16,447.00)
Semi Expendable Furniture, Fixtures & Books	50203220 00	-	-	-	-
Furniture & Fixtures	50203220 01	2,960.00	-	-	2,960.00
Communication Expenses		7,300.00	-	-	7,300.00
Postage and Deliveries	50205010 00	-	-	-	-
Telephone Expenses-Mobile	50205020 01	7,300.00	-	-	7,300.00
Professional Services		137,014.46	-	137,014.46	(0.00)
Other Professional Services	50211990 00	137,014.46	-	137,014.46	(0.00)
Financial Assistance/Subsidy		400.00	-	-	400.00
Subsidies - Others	50214990 00	400.00	-	-	400.00
Other Maintenance and Operating Expenses		593,943.00	5,676.37	5,676.37	588,266.63
Representation Expenses	50299030 00	6,220.00	-	-	6,220.00
Transportation and Delivery Expenses	50299040 00	79,440.00	-	-	79,440.00
Rents - Motor Vehicles	50299050 03	503,323.00	5,676.37	5,676.37	497,646.63
Other MOOE	50299990 99	4,960.00	-	-	4,960.00
Sub-total, MOOE		1,150,456.13	790,118.04	943,579.50	206,876.63
TOTAL, PS, MOOE, FE & Capital Outlay		1,150,456.13	790,118.04	943,579.50	206,876.63
Total, Direct Release		1,150,456.13	790,118.04	943,579.50	206,876.63
CENTRALLY-MANAGED FUND (SAA)					
CO CONTINUING					
Maint. & Other Operating Expenses					
Traveling Expenses		10,000.00	-	-	10,000.00
Travel Expenses-Local	50201010 00	10,000.00	-	-	10,000.00
Travel Expenses-Foreign	50201020 00	-	-	-	-
Training and Scholarship Expenses		100,000.00	-	-	100,000.00
Training Expenses	50202010 00	100,000.00	-	-	100,000.00
Scholarship Expenses	50202020 00	-	-	-	-
Total, CO-CONT		110,000.00	-	-	110,000.00

**DEPARTMENT OF SOCIAL WELFARE AND DEVELOPMENT
STATUS OF ALLOTMENT, OBLIGATIONS INCURRED AND BALANCES
FUND 101 - REGULAR APPROPRIATIONS**

FIELD OFFICE II

As of March 31, 2024

PROGRAMS/ACTIVITIES/PROJECTS	OBJECT CODE	ADJUSTED ALLOTMENT	OBLIGATIONS	TOTAL OBLIGATIONS INCURRED	Unobligated Balance of Allotment
			This Report March		
320103100001000 - Social Pension for Indigent Senior Citizens					
DIRECT RELEASE					
Maint. & Other Operating Expenses					
Traveling Expenses		-	362,688.44	362,688.44	(362,688.44)
Travel Expenses-Local	50201010 00	-	362,688.44	362,688.44	(362,688.44)
Travel Expenses-Foreign	50201020 00	-	-	-	-
Supplies and Materials Expenses		58,210.40	-	-	58,210.40
Semi Expendable Furniture, Fixtures & Furniture & Fixtures	50203220 00 50203220 01	-	-	-	-
Furniture & Fixtures		58,210.40	-	-	58,210.40
Professional Services		1,408,274.52	5,502.99	1,405,502.99	2,771.53
Other Professional Services	50211990 00	1,408,274.52	5,502.99	1,405,502.99	2,771.53
Other Maintenance and Operating Expenses		477,633.80	-	51,155.76	426,478.04
Advertising Expense	50299010 00	36,850.00	-	-	36,850.00
Rents - Motor Vehicles	50299050 03	224,479.28	-	-	224,479.28
Other MOOE	50299990 99	216,304.52	-	51,155.76	165,148.76
Sub-total, MOOE		1,944,118.72	368,191.43	1,819,347.19	124,771.53
TOTAL, PS, MOOE, FE & Capital Outlay		1,944,118.72	368,191.43	1,819,347.19	124,771.53
Total, Direct Release		1,944,118.72	368,191.43	1,819,347.19	124,771.53

**DEPARTMENT OF SOCIAL WELFARE AND DEVELOPMENT
STATUS OF ALLOTMENT, OBLIGATIONS INCURRED AND BALANCES
FUND 101 - REGULAR APPROPRIATIONS**

FIELD OFFICE II

As of March 31, 2024

PROGRAMS/ACTIVITIES/PROJECTS	OBJECT CODE	ADJUSTED ALLOTMENT	OBLIGATIONS	TOTAL OBLIGATIONS INCURRED	Unobligated Balance of Allotment
			This Report March		
320104100001000 - Protective Services for Individuals and Families Esp. in Difficult Circumstances					
COMMUNITYBASED					
FO CONTINUING					
Maint. & Other Operating Expenses					
Training and Scholarship Expenses					
		19,393.20	79,846.80	99,240.00	(79,846.80)
Training Expenses	50202010 00	19,393.20	79,846.80	99,240.00	(79,846.80)
Scholarship Expenses	50202020 00	-		-	-
Communication Expenses					
		6,302.16	-	-	6,302.16
Postage and Deliveries	50205010 00	-		-	-
Telephone Expenses-Mobile	50205020 01	6,302.16		-	6,302.16
Professional Services					
		243,025.99	-	1,664.50	241,361.49
Other Professional Services	50211990 00	243,025.99		1,664.50	241,361.49
Financial Assistance/Subsidy					
		7,245.12	-	-	7,245.12
Subsidies - Others	50214990 00	7,245.12		-	7,245.12
Other Maintenance and Operating Expenses					
		8,191.00	161,492.97	161,492.97	(153,301.97)
Advertising Expense	50299010 00	8,191.00		-	8,191.00
Printing & Publication Expenses	50299020 00	-		-	-
Representation Expenses	50299030 00	-	59,000.00	59,000.00	(59,000.00)
Other MOOE	50299990 99	-	102,492.97	102,492.97	(102,492.97)
Sub-total, MOOE		284,157.47	241,339.77	262,397.47	21,760.00
Total, FO-CONT.		284,157.47	241,339.77	262,397.47	21,760.00
AICS					
FO CONTINUING					
Maint. & Other Operating Expenses					
Training and Scholarship Expenses					
		183,491.30	-	-	183,491.30
Training Expenses	50202010 00	183,491.30		-	183,491.30
Scholarship Expenses	50202020 00	-		-	-
Supplies and Materials Expenses					
		283,167.33	-	-	283,167.33
Gasoline, Oil and Lubricants Expenses	50203090 00	118,956.31		-	118,956.31
Semi Expendable Machinery & Equipme	50203210 00	-		-	-
ICT Equipment	50203210 03	22,174.00		-	22,174.00
Other Supplies Expenses	50203990 00	142,037.02		-	142,037.02
Communication Expenses					
		96,826.70	-	-	96,826.70
Postage and Deliveries	50205010 00	-		-	-
Telephone Expenses-Mobile	50205020 01	96,826.70		-	96,826.70
Professional Services					
		9,735.80	-	1,484,686.62	(1,474,950.82)
Other Professional Services	50211990 00	9,735.80		1,484,686.62	(1,474,950.82)
Other Maintenance and Operating Expenses					
		911,465.49	-	-	911,465.49
Representation Expenses	50299030 00	835,086.00		-	835,086.00
Rents - Buildings & Structures	50299050 01	50,000.00		-	50,000.00
Rents - Motor Vehicles	50299050 03	26,379.49		-	26,379.49
Sub-total, MOOE		1,484,686.62	-	1,484,686.62	(0.00)
Total, FO-CONT.		1,484,686.62	-	1,484,686.62	(0.00)

**DEPARTMENT OF SOCIAL WELFARE AND DEVELOPMENT
STATUS OF ALLOTMENT, OBLIGATIONS INCURRED AND BALANCES
FUND 101 - REGULAR APPROPRIATIONS**

FIELD OFFICE II

As of March 31, 2024

PROGRAMS/ACTIVITIES/PROJECTS	OBJECT CODE	ADJUSTED ALLOTMENT	OBLIGATIONS	TOTAL OBLIGATIONS INCURRED	Unobligated Balance of Allotment
			This Report March		
320104100002000 - Assistance to Persons with Disability & Older Persons					
FO CONTINUING					
Maint. & Other Operating Expenses					
Training and Scholarship Expenses		7,282.00	-	-	7,282.00
Training Expenses	50202010 00	7,282.00		-	7,282.00
Other Maintenance and Operating Expenses		19,232.80	-	-	19,232.80
Other MOOE	50299990 99	19,232.80		-	19,232.80
Sub-total, MOOE		26,514.80	-	-	26,514.80
TOTAL, PS, MOOE, FE & Capital Outlay		26,514.80	-	-	26,514.80
Total, FO-CONT.		26,514.80	-	-	26,514.80

**DEPARTMENT OF SOCIAL WELFARE AND DEVELOPMENT
STATUS OF ALLOTMENT, OBLIGATIONS INCURRED AND BALANCES
FUND 101 - REGULAR APPROPRIATIONS**

FIELD OFFICE II

As of March 31, 2024

PROGRAMS/ACTIVITIES/PROJECTS	OBJECT CODE	ADJUSTED ALLOTMENT	TOTAL OBLIGATIONS INCURRED		Unobligated Balance of Allotment
			This Report March		
320105100003000 - Recovery and Reintegration Program for Trafficked Persons					
DIRECT RELEASE					
Maint. & Other Operating Expenses					
Traveling Expenses		9,081.61	-	-	9,081.61
Travel Expenses-Local	50201010 00	9,081.61	-	-	9,081.61
Financial Assistance/Subsidy		10,000.00	-	-	10,000.00
Subsidies - Others	50214990 00	10,000.00	-	-	10,000.00
Sub-total, MOOE		19,081.61	-	-	19,081.61
TOTAL, PS, MOOE, FE & Capital Outlay		19,081.61	-	-	19,081.61
Total, Direct Release		19,081.61	-	-	19,081.61
CENTRALLY-MANAGED FUND (SAA)					
CO CONTINUING					
Maint. & Other Operating Expenses					
Traveling Expenses		15,000.00	-	-	15,000.00
Travel Expenses-Local	50201010 00	15,000.00	-	-	15,000.00
Travel Expenses-Foreign	50201020 00	-	-	-	-
Sub-total, MOOE		15,000.00	-	-	15,000.00
Total, CO-CONT		15,000.00	-	-	15,000.00
FO CONTINUING					
Maint. & Other Operating Expenses					
Traveling Expenses		50,000.00	-	-	50,000.00
Travel Expenses-Local	50201010 00	50,000.00	-	-	50,000.00
Travel Expenses-Foreign	50201020 00	-	-	-	-
Training and Scholarship Expenses		1,556.00	-	-	1,556.00
Training Expenses	50202010 00	1,556.00	-	-	1,556.00
Scholarship Expenses	50202020 00	-	-	-	-
Financial Assistance/Subsidy		485.60	-	-	485.60
Subsidies - Others	50214990 00	485.60	-	-	485.60
Sub-total, MOOE		52,041.60	-	-	52,041.60
TOTAL, PS, MOOE, FE & Capital Outlay		52,041.60	-	-	52,041.60
Total, FO-CONT.		52,041.60	-	-	52,041.60

**DEPARTMENT OF SOCIAL WELFARE AND DEVELOPMENT
STATUS OF ALLOTMENT, OBLIGATIONS INCURRED AND BALANCES
FUND 101 - REGULAR APPROPRIATIONS**

FIELD OFFICE II

As of March 31, 2024

PROGRAMS/ACTIVITIES/PROJECTS	OBJECT CODE	ADJUSTED ALLOTMENT	OBLIGATIONS	TOTAL OBLIGATIONS INCURRED	Unobligated Balance of Allotment
			This Report March		
330100100001000 - Disaster response and rehabilitation program					
CO CONTINUING					
Maint. & Other Operating Expenses					
Training and Scholarship Expenses		65,640.00	15,165.64	15,165.64	50,474.36
Training Expenses	50202010 00	65,640.00	15,165.64	15,165.64	50,474.36
Sub-total, MOOE		65,640.00	15,165.64	15,165.64	50,474.36
TOTAL, PS, MOOE, FE & Capital Outlay		65,640.00	15,165.64	15,165.64	50,474.36
Total, CO-CONT		65,640.00	15,165.64	15,165.64	50,474.36
FO CONTINUING					
Maint. & Other Operating Expenses					
Traveling Expenses		0.01	-	-	0.01
Travel Expenses-Local	50201010 00	0.01	-	-	0.01
Travel Expenses-Foreign	50201020 00	-	-	-	-
Training and Scholarship Expenses		101,750.82	-	-	101,750.82
Training Expenses	50202010 00	101,750.82	-	-	101,750.82
Professional Services		150,517.14	-	-	150,517.14
Other Professional Services	50211990 00	150,517.14	-	-	150,517.14
Other Maintenance and Operating Expenses		-	142,867.97	252,267.97	(252,267.97)
Representation Expenses	50299030 00	-	142,867.97	252,267.97	(252,267.97)
Sub-total, MOOE		252,267.97	142,867.97	252,267.97	(0.00)
TOTAL, PS, MOOE, FE & Capital Outlay		252,267.97	142,867.97	252,267.97	(0.00)
Total, FO-CONT.		252,267.97	142,867.97	252,267.97	(0.00)
CLIMATE CHANGE					
FO CONTINUING					
Maint. & Other Operating Expenses					
Training and Scholarship Expenses		-	-	137,258.00	(137,258.00)
Training Expenses	50202010 00	-	-	137,258.00	(137,258.00)
Scholarship Expenses	50202020 00	-	-	-	-
Supplies and Materials Expenses		8,959.00	-	-	8,959.00
Semi Expendable Machinery & Equipment	50203210 00	-	-	-	-
ICT Equipment	50203210 03	8,959.00	-	-	8,959.00
Communication Expenses		15,300.00	-	-	15,300.00
Postage and Deliveries	50205010 00	-	-	-	-
Telephone Expenses-Mobile	50205020 01	15,300.00	-	-	15,300.00
Professional Services		513,835.57	-	313,588.19	200,247.38
Other Professional Services	50211990 00	513,835.57	-	313,588.19	200,247.38
Other Maintenance and Operating Expenses		582,859.19	-	-	582,859.19
Representation Expenses	50299030 00	98,200.00	-	-	98,200.00
Rents - Motor Vehicles	50299050 03	347,758.89	-	-	347,758.89
Other MOOE	50299990 99	136,900.30	-	-	136,900.30
Sub-total, MOOE		1,120,953.76	-	450,846.19	670,107.57
TOTAL, PS, MOOE, FE & Capital Outlay		1,120,953.76	-	450,846.19	670,107.57
Total, FO-CONT.		1,120,953.76	-	450,846.19	670,107.57

**DEPARTMENT OF SOCIAL WELFARE AND DEVELOPMENT
STATUS OF ALLOTMENT, OBLIGATIONS INCURRED AND BALANCES
FUND 101 - REGULAR APPROPRIATIONS**

FIELD OFFICE II

As of March 31, 2024

PROGRAMS/ACTIVITIES/PROJECTS	OBJECT CODE	ADJUSTED ALLOTMENT	OBLIGATIONS		Unobligated Balance of Allotment
			This Report March	TOTAL OBLIGATIONS INCURRED	
330100100003000 - Quick Response Fund					
FO CONTINUING					
Maint. & Other Operating Expenses					
Traveling Expenses		398,751.00	312,100.00	338,400.00	60,351.00
Travel Expenses-Local	50201010 00	398,751.00	312,100.00	338,400.00	60,351.00
Supplies and Materials Expenses		228,000.00	228,000.00	228,000.00	-
Semi Expendable Machinery & Equ	50203210 00	-		-	-
Machinery	50203210 01	-		-	-
Office Equipment	50203210 02	228,000.00		-	228,000.00
ICT Equipment	50203210 03	-	228,000.00	228,000.00	(228,000.00)
Other Maintenance and Operating Expenses		1,064,250.00	-	1,064,250.00	-
Rents - Buildings & Structures	50299050 01	1,064,250.00		1,064,250.00	-
Sub-total, MOOE		1,691,001.00	540,100.00	1,630,650.00	60,351.00
TOTAL, PS, MOOE, FE & Capital Outlay		1,691,001.00	540,100.00	1,630,650.00	60,351.00
Total, FO-CONT.		1,691,001.00	540,100.00	1,630,650.00	60,351.00

**DEPARTMENT OF SOCIAL WELFARE AND DEVELOPMENT
STATUS OF ALLOTMENT, OBLIGATIONS INCURRED AND BALANCES
FUND 101 - REGULAR APPROPRIATIONS**

FIELD OFFICE II

As of March 31, 2024

PROGRAMS/ACTIVITIES/PROJECTS	OBJECT CODE	ADJUSTED ALLOTMENT	OBLIGATIONS		Unobligated Balance of Allotment
			This Report March	TOTAL OBLIGATIONS INCURRED	
350100100001000 - Provision of technical/advisory assistance and other related support services					
Maint. & Other Operating Expenses					
Training and Scholarship Expenses					
Training Expenses	50202010 00	273,507.85	-	-	273,507.85
Scholarship Expenses	50202020 00	-	-	-	-
Supplies and Materials Expenses					
Semi Expendable Machinery & Equipment Exp.	50203210 00	-	-	-	-
Office Equipment	50203210 02	30,000.00	-	-	30,000.00
Other Supplies Expenses	50203990 00	19,116.74	-	-	19,116.74
Professional Services					
Other Professional Services	50211990 00	491,782.36	-	728,016.77	(236,234.41)
Other Maintenance and Operating Expenses					
Representation Expenses	50299030 00	335,912.01	-	335,912.01	-
Sub-total, MOOE		1,150,318.96	-	1,063,928.78	86,390.18
TOTAL, PS, MOOE, FE & Capital Outlay		1,150,318.96	-	1,063,928.78	86,390.18
Total, TARA		1,150,318.96	-	1,063,928.78	86,390.18

**DEPARTMENT OF SOCIAL WELFARE AND DEVELOPMENT
STATUS OF ALLOTMENT, OBLIGATIONS INCURRED AND BALANCES
FUND 101 - REGULAR APPROPRIATIONS**

FIELD OFFICE II

As of March 31, 2024

PROGRAMS/ACTIVITIES/PROJECTS	OBJECT CODE	ADJUSTED ALLOTMENT	OBLIGATIONS	TOTAL OBLIGATIONS INCURRED	Unobligated Balance of Allotment
			This Report March		
200000200004000 - National Household Targeting System for Poverty Reduction					
DIRECT RELEASE					
Maint. & Other Operating Expenses					
Communication Expenses		2,020.00	-	2,020.00	-
Postage and Deliveries	50205010 00	2,020.00		2,020.00	-
Sub-total, MOOE		2,020.00	-	2,020.00	-
CO CONTINUING					
Maint. & Other Operating Expenses					
Supplies and Materials Expenses		412.00	412.00	412.00	-
Office Supplies Expenses	50203010 00	412.00	412.00	412.00	-
Professional Services		42,998.48	-	39,488.00	3,510.48
Other Professional Services	50211990 00	42,998.48		39,488.00	3,510.48
Repairs & Maintenance		100,000.00	-	-	100,000.00
RM - ICT Equipment	50213050 03	100,000.00		-	100,000.00
Sub-total, MOOE		143,410.48	412.00	39,900.00	103,510.48
Total, CO-CONT		143,410.48	412.00	39,900.00	103,510.48
FO CONTINUING					
Maint. & Other Operating Expenses					
Traveling Expenses		62,710.50	62,710.50	62,710.50	-
Travel Expenses-Local	50201010 00	62,710.50	62,710.50	62,710.50	-
Travel Expenses-Foreign	50201020 00	-		-	-
Professional Services		0.03	0.03	0.03	(0.00)
Other Professional Services	50211990 00	0.03	0.03	0.03	(0.00)
Other Maintenance and Operating Expenses		43,805.00	-	-	43,805.00
Advertising Expense	50299010 00	6,305.00		-	6,305.00
Printing & Publication Expenses	50299020 00	37,500.00		-	37,500.00
Sub-total, MOOE		106,515.53	62,710.53	62,710.53	43,805.00
Total, FO-CONT.		106,515.53	62,710.53	62,710.53	43,805.00

**DEPARTMENT OF SOCIAL WELFARE AND DEVELOPMENT
STATUS OF ALLOTMENT, OBLIGATIONS INCURRED AND BALANCES
FUND 101 - REGULAR APPROPRIATIONS**

FIELD OFFICE II

As of March 31, 2024

PROGRAMS/ACTIVITIES/PROJECTS	OBJECT CODE	ADJUSTED ALLOTMENT	This Report	TOTAL OBLIGATIONS INCURRED	Unobligated Balance of Allotment
			March		
310100200001000 - KALAHI-CIDSS-KKB					
CO CONTINUING					
Maint. & Other Operating Expenses					
Traveling Expenses		1,134,985.00	51,923.00	76,758.00	1,058,227.00
Travel Expenses-Local	50201010 00	1,134,985.00	51,923.00	76,758.00	1,058,227.00
Supplies and Materials Expenses		110,000.00	-	-	110,000.00
Office Supplies Expenses	50203010 00	110,000.00	-	-	110,000.00
Communication Expenses		202,500.00	-	-	202,500.00
Postage and Deliveries	50205010 00	-	-	-	-
Telephone Expenses-Mobile	50205020 01	202,500.00	-	-	202,500.00
Professional Services		9,930,978.68	840,690.44	9,930,978.68	-
Other Professional Services	50211990 00	9,930,978.68	840,690.44	9,930,978.68	-
Financial Assistance/Subsidy		30,450,000.00	-	6,637,758.45	23,812,241.55
Subsidies - Others	50214990 00	30,450,000.00	-	6,637,758.45	23,812,241.55
Other Maintenance and Operating Expenses		1,139,600.00	-	-	1,139,600.00
Other MOOE	50299990 99	1,139,600.00	-	-	1,139,600.00
Sub-total, MOOE		42,968,063.68	892,613.44	16,645,495.13	26,322,568.55
Total, CO-CONT		42,968,063.68	892,613.44	16,645,495.13	26,322,568.55
FO CONTINUING					
Maint. & Other Operating Expenses					
Traveling Expenses		20,015.00	-	20,015.00	0.00
Travel Expenses-Local	50201010 00	20,015.00	-	20,015.00	0.00
Sub-total, MOOE		20,015.00	-	20,015.00	0.00
Total, FO-CONT.		20,015.00	-	20,015.00	0.00

**DEPARTMENT OF SOCIAL WELFARE AND DEVELOPMENT
STATUS OF ALLOTMENT, OBLIGATIONS INCURRED AND BALANCES
FUND 101 - REGULAR APPROPRIATIONS**

FIELD OFFICE II

As of March 31, 2024

PROGRAMS/ACTIVITIES/PROJECTS	OBJECT CODE	ADJUSTED ALLOTMENT	OBLIGATIONS	TOTAL OBLIGATIONS INCURRED	Unobligated Balance of Allotment
			This Report March		
320104200001000 - Comprehensive Proj. for Street Children, Street Families & Ips - Esp. Badjaus					
CO CONTINUING					
Maint. & Other Operating Expenses					
Traveling Expenses					
Travel Expenses-Local	50201010 00	-	-	-	-
Travel Expenses-Foreign	50201020 00	-	-	-	-
Training and Scholarship Expenses					
Training Expenses	50202010 00	19,800.00	-	-	19,800.00
Total, CO-CONT		19,800.00	-	-	19,800.00

**DEPARTMENT OF SOCIAL WELFARE AND DEVELOPMENT
STATUS OF ALLOTMENT, OBLIGATIONS INCURRED AND BALANCES
FUND 101 - REGULAR APPROPRIATIONS**

FIELD OFFICE II

As of March 31, 2024

PROGRAMS/ACTIVITIES/PROJECTS	OBJECT CODE	ADJUSTED ALLOTMENT	OBLIGATIONS	TOTAL OBLIGATIONS INCURRED	Unobligated Balance of Allotment
			This Report March		
Social Protection Program for Adolescent Mothers					
FO CONTINUING					
Maint. & Other Operating Expenses					
Traveling Expenses		-	-	-	-
Travel Expenses-Local	50201010 00	-		-	-
Travel Expenses-Foreign	50201020 00	-		-	-
Training and Scholarship Expenses		15,800.00	-	-	15,800.00
Training Expenses	50202010 00	15,800.00		-	15,800.00
Scholarship Expenses	50202020 00	-		-	-
Sub-total, MOOE		15,800.00	-	-	15,800.00
TOTAL, PS, MOOE, FE & Capital Outlay		15,800.00	-	-	15,800.00
Total, FO-CONT.		15,800.00	-	-	15,800.00

**DEPARTMENT OF SOCIAL WELFARE AND DEVELOPMENT
STATUS OF ALLOTMENT, OBLIGATIONS INCURRED AND BALANCES
FUND 101 - REGULAR APPROPRIATIONS**

FIELD OFFICE II

As of March 31, 2024

PROGRAMS/ACTIVITIES/PROJECTS	OBJECT CODE	ADJUSTED ALLOTMENT	OBLIGATIONS	TOTAL OBLIGATIONS INCURRED	Unobligated Balance of Allotment
			This Report March		
330100200001000 - Implementation and Monitoring of PAMANA - Peace & Development Fund					
CO CONTINUING					
Maint. & Other Operating Expenses					
Traveling Expenses		80,442.00	23,260.00	23,260.00	57,182.00
Travel Expenses-Local	50201010 00	80,442.00	23,260.00	23,260.00	57,182.00
Supplies and Materials Expenses		10,000.00	-	-	10,000.00
Office Supplies Expenses	50203010 00	10,000.00	-	-	10,000.00
Communication Expenses		10,800.00	-	-	10,800.00
Postage and Deliveries	50205010 00	-	-	-	-
Telephone Expenses-Mobile	50205020 01	10,800.00	-	-	10,800.00
Professional Services		537,879.00	-	537,879.00	-
Other Professional Services	50211990 00	537,879.00	-	537,879.00	-
Sub-total, MOOE		639,121.00	23,260.00	561,139.00	77,982.00
Total, CO-CONT		639,121.00	23,260.00	561,139.00	77,982.00

**DEPARTMENT OF SOCIAL WELFARE AND DEVELOPMENT
STATUS OF ALLOTMENT, OBLIGATIONS INCURRED AND BALANCES
OTHER RELEASES**

FIELD OFFICE II

As of March 31, 2024

PROGRAMS/ACTIVITIES/PROJECTS	OBJECT CODE	ADJUSTED ALLOTMENT	OBLIGATIONS	Todate	Unobligated Balance of Allotment
			This Report March		
Others					-
CO CONTINUING - SARO No. BMB-B-23-0027164					
Maint. & Other Operating Expenses					
Financial Assistance/Subsidy		34,657,800.00	-	34,657,800.00	-
Subsidy to National Government Agencies	50214010 00	-		-	-
Financial Assistance to NGAs	50214020 00	-		-	-
Financial Assistance to Local Government	50214030 00	-		-	-
Financial Assistance to NGOs/POs	50214050 00	-		-	-
Subsidies - Others	50214990 00	34,657,800.00		34,657,800.00	-
Total, CO-CONT. - SARO No. BMB-B-23-0027164		34,657,800.00	-	34,657,800.00	-

DEPARTMENT OF SOCIAL WELFARE AND DEVELOPMENT
STATUS OF ALLOTMENT, OBLIGATIONS INCURRED AND BALANCES
CALAMITY FUND

FIELD OFFICE II

As of March 31, 2024

PROGRAMS/ACTIVITIES/PROJECTS	OBJECT CODE	ADJUSTED ALLOTMENT	OBLIGATIONS	TOTAL OBLIGATIONS INCURRED	Unobligated Balance of Allotment
			This Report March		
Calamity Fund					
FO CONTINUING - SARO No. BMB-B-23-0016716					
Maint. & Other Operating Expenses					
Supplies and Materials Expenses		312,419.28	312,419.28	312,419.28	-
Office Supplies Expenses	50203010 00	-		-	-
Accountable Forms Expenses	50203020 00	-		-	-
Food Supplies Expenses	50203050 00	-		-	-
Welfare Goods Expenses	50203060 00	312,419.28	312,419.28	312,419.28	-
Sub-total, MOOE		312,419.28	312,419.28	312,419.28	-
Total, FO-CONT. - SARO No. BMB-B-23-0016716					
		312,419.28	312,419.28	312,419.28	-
FO CONTINUING - SARO No. BMB-B-23-0022292					
Maint. & Other Operating Expenses					
Supplies and Materials Expenses		4,687,581.00	17,580.72	17,580.72	4,670,000.28
Welfare Goods Expenses	50203060 00	4,687,581.00	17,580.72	17,580.72	4,670,000.28
Total, FO-CONT. - SARO No. BMB-B-23-0022292					
		4,687,581.00	17,580.72	17,580.72	4,670,000.28

Prepared by:

Reviewed by:

Approved by:



EUNICE D. VITEÑO
Administrative Officer V/ Financial Analyst III



SONNY CUTHBERT T. ARICHETA
Administrative Officer IV/ Head, Budget Section



LUCIA SUYU-ALAN, RSW
Regional Director


**DEPARTMENT OF SOCIAL WELFARE AND DEVELOPMENT
STATUS OF ALLOTMENT, OBLIGATIONS INCURRED AND BALANCES
FUND 102
CURRENT APPROPRIATIONS**

FIELD OFFICE II

As of March 29, 2024

PROGRAMS/ACTIVITIES/PROJECTS	OBJECT CODE	ADJUSTED ALLOTMENT	OBLIGATIONS INCURRED	TOTAL OBLIGATIONS INCURRED	Unobligated Balance of Allotment	Remarks
			This Report March			
310100300003000 - AF-KALAHI-CIDSS-NCDDP						
Maint. & Other Operating Expenses						
Traveling Expenses		3,672,500.00	-	-	3,672,500.00	
Travel Expenses-Local	50201010 00	3,672,500.00		-	3,672,500.00	
Training and Scholarship Expenses		6,402,260.00	186,600.00	186,600.00	6,215,660.00	
Training Expenses	50202010 00	6,402,260.00	186,600.00	186,600.00	6,215,660.00	
Supplies and Materials Expenses		534,460.00	-	-	534,460.00	
Office Supplies Expenses	50203010 00	483,400.00		-	483,400.00	
Gasoline, Oil and Lubricants Expenses	50203090 00	51,060.00		-	51,060.00	
Communication Expenses		447,300.00	-	-	447,300.00	
Telephone Expenses-Mobile	50205020 01	447,300.00		-	447,300.00	
Awards/Rewards and Prizes		81,000.00	-	-	81,000.00	
Prizes	50206020 00	81,000.00		-	81,000.00	
Professional Services		29,553,583.00	14,697,501.15	23,764,969.49	5,788,613.51	
Other Professional Services	50211990 00	29,553,583.00	14,697,501.15	23,764,969.49	5,788,613.51	
General Services		100,000.00	-	-	100,000.00	
Security Services	50212030 00	100,000.00		-	100,000.00	
Financial Assistance/Subsidy		42,089,150.00	6,693,770.89	6,693,770.89	35,395,379.11	
Subsidies - Others	50214990 00	42,089,150.00	6,693,770.89	6,693,770.89	35,395,379.11	
Other Maintenance and Operating Expenses		300,000.00	-	-	300,000.00	
Rents - Motor Vehicles	50299050 03	300,000.00		-	300,000.00	
Sub-total, MOOE		83,180,253.00	21,577,872.04	30,645,340.38	52,534,912.62	
TOTAL, PS, MOOE, FE & Capital Outlay		83,180,253.00	21,577,872.04	30,645,340.38	52,534,912.62	
Total, AF-LP		83,180,253.00	21,577,872.04	30,645,340.38	52,534,912.62	

PREPARED BY:


CHRIS VINCENT B. GAMMAD
FINANCIAL ANALYST III

REVIEWED BY:


SONNY CUTHBERT T. ARICHETA
AO IV/ BUDGET OFFICER

NOTED BY:


LUCIA SUYU-ALAN, RSW
REGIONAL DIRECTOR

**DEPARTMENT OF SOCIAL WELFARE AND DEVELOPMENT
STATUS OF ALLOTMENT, OBLIGATIONS INCURRED AND BALANCES
FUND 102
CURRENT APPROPRIATIONS**

FIELD OFFICE II


As of March 29, 2024

PROGRAMS/ACTIVITIES/PROJECTS	OBJECT CODE	ADJUSTED ALLOTMENT	OBLIGATIONS INCURRED	TOTAL OBLIGATIONS INCURRED	Unobligated Balance of Allotment	Remarks
			This Report March			
FO CONTINUING 02101151 - GoP Counterpart Funds						
Maint. & Other Operating Expenses						
Professional Services		28,712.84	-	28,712.84	-	
Other Professional Services	50211990 00	28,712.84	-	28,712.84	-	
Sub-total, MOOE		28,712.84	-	28,712.84	-	
TOTAL, PS, MOOE, FE & Capital Outlay		28,712.84	-	28,712.84	-	
Total, AF-GOP		28,712.84	-	28,712.84	-	


PROGRAMS/ACTIVITIES/PROJECTS	OBJECT CODE	ADJUSTED ALLOTMENT	OBLIGATIONS INCURRED	TOTAL OBLIGATIONS INCURRED	Unobligated Balance of Allotment	Remarks
			This Report March			
CO CONTINUING 02101151 - GoP Counterpart Funds						
Maint. & Other Operating Expenses						
Traveling Expenses		307,500.00	307,500.00	307,500.00	-	
Tr: Travel Expenses-Local	50201010 00	307,500.00	307,500.00	307,500.00	-	
Professional Services		9,814,370.70	-	9,814,370.70	-	
Other Professional Services	50211990 00	9,814,370.70	-	9,814,370.70	-	
Taxes, Insurance Premiums and Other Fees		50,000.00	-	32,785.59	17,214.41	
Fidelity Bond Premiums	50215020 00	50,000.00	-	32,785.59	17,214.41	
Sub-total, MOOE		10,171,870.70	307,500.00	10,154,656.29	17,214.41	
TOTAL, PS, MOOE, FE & Capital Outlay		10,171,870.70	307,500.00	10,154,656.29	17,214.41	
Total, AF-GOP		10,171,870.70	307,500.00	10,154,656.29	17,214.41	

310100300003000 - AF-KALAH-CIDSS-NCDDP IBRD CO CONTINUING 02105428 - AF-KC-NCDDP LP						
Maint. & Other Operating Expenses						
Traveling Expenses		340,000.00	-	-	340,000.00	
Tr: Travel Expenses-Local	50201010 00	340,000.00	-	-	340,000.00	
Communication Expenses		134,100.00	-	-	134,100.00	
Telephone Expenses-Mobile	50205020 01	134,100.00	-	-	134,100.00	
Professional Services		1,106,053.26	-	1,106,053.26	-	
Other Professional Services	50211990 00	1,106,053.26	-	1,106,053.26	-	
Sub-total, MOOE		1,580,153.26	-	1,106,053.26	474,100.00	
TOTAL, PS, MOOE, FE & Capital Outlay		1,580,153.26	-	1,106,053.26	474,100.00	
Total, AF-LP		1,580,153.26	-	1,106,053.26	474,100.00	

PREPARED BY:


CHRIS VINCENT B. GAMMAD
FINANCIAL ANALYST III

REVIEWED BY:


SONNY CUTHBERT T. ARICHETA
AO IV/ BUDGET OFFICER

NOTED BY:


LUCIA SUYU-ALAN, RSW
REGIONAL DIRECTOR



DSWD
PANTAWID PAMILYANG PILIPINO PROGRAM
Status of Allotment, Obligations and Balances (SAOB)
Field Office 02
as of MARCH 31, 2024



CURRENT APPROPRIATIONS:

COMPONENT	ALLOTMENT	OBLIGATIONS	BALANCES
PERSONNEL SERVICES	208,389,000.00	41,665,874.90	166,723,125.10
<i>IMPLEMENTATION COST:</i>			
Cost of Service	11,621,729.00	11,621,729.00	0.00
Training	4,898,420.00	297,610.00	4,600,810.00
Monitoring & Evaluation	17,389,183.00	2,213,207.00	15,175,976.00
Advocacy	1,436,930.00	15,000.00	1,421,930.00
Validation of Listahanan 3			0.00
Grants	77,853,687.00	0.00	77,853,687.00
Administrative Cost	14,410,556.00	3,246,077.63	11,164,478.37
TOTAL	335,999,505.00	59,059,498.53	276,940,006.47

CONTINUING APPROPRIATIONS:

COMPONENT	ALLOTMENT	OBLIGATIONS	BALANCES
<i>IMPLEMENTATION COST:</i>			
Cost of Service	10,875,843.00	10,875,843.00	0.00
Training	0.00	0.00	0.00
Monitoring & Evaluation	0.00	0.00	0.00
Advocacy	0.00	0.00	0.00
Validation of Listahanan 3	943,129.00	727,036.83	216,092.17
Administrative Cost	5,039,697.72	0.00	5,039,697.72
TOTAL	16,858,669.72	11,602,879.83	5,255,789.89

GRAND TOTAL	352,858,174.72	70,662,378.36	282,195,796.36
--------------------	-----------------------	----------------------	-----------------------

Prepared by:

EUNICE D. VITEÑO
Financial Analyst III

Reviewed by:

SONNY CUTHBERT T. ARICHETA
Administrative Officer IV/ Head, Budget Section

Noted by:

LUCIA SUYU ALAN, RSW
Regional Director



DSWD

Department of Social Welfare and Development Cagayan Valley Region (II)



STATUS OF ALLOTMENT, OBLIGATIONS INCURRED AND BALANCES Pantawid Pamilyang Pilipino Program as of MARCH 31, 2024 (In Pesos)

P/A/P/ ALLOTMENT CLASS/ OBJECT OF EXPENDITURE	ADJUSTED ALLOTMENT	PRIOR REPORT	OBLIGATION		UNOBLIGATED BALANCE	% OF UTILIZATION
			MAR	TO DATE		
PANTAWID CURRENT APPROPRIATIONS - SUMMARY			3			
01 - Personnel Services	208,389,000.00	27,872,483.59	13,793,391.31	41,665,874.90	166,723,125.10	
50101020 00-Salaries and Wages - Casual/Contract	208,389,000.00	27,872,483.59	13,793,391.31	41,665,874.90	166,723,125.10	19.99%
02 - Maintenance and Other Operating Expenses	127,610,505.00	15,385,882.67	2,007,740.96	17,393,623.63	110,216,881.37	13.63%
50201010 00-Travel Expenses-Local	13,334,919.00	940,100.00	461,942.00	1,402,042.00	11,932,877.00	10.51%
50202010 00-Training Expenses	4,919,120.00	37,670.00	259,940.00	297,610.00	4,621,510.00	6.05%
50203010 00-Office Supplies Expenses	4,293,100.00	0.00	204,800.00	204,800.00	4,088,300.00	4.77%
50203090 00-Gasoline, Oil and Lubricants Expenses	100,000.00	8,817.27	12,137.53	20,954.80	79,045.20	20.95%
50203210 02-Semi Expendable Office Equipment	50,000.00	0.00	0.00	0.00	50,000.00	0.00%
50203220 01-Furniture & Fixtures	50,000.00	0.00	0.00	0.00	50,000.00	0.00%
50203990 00-Other Supplies Expenses	344,700.00	0.00	5,100.00	5,100.00	339,600.00	1.48%
50204010 00-Water Expenses	100,000.00	659.23	1,511.49	2,170.72	97,829.28	2.17%
50204020 00-Electricity Expenses	1,500,000.00	37,867.17	28,314.14	66,181.31	1,433,818.69	4.41%
50205020 01-Telephone Expenses-Mobile	4,798,800.00	910,500.00	0.00	910,500.00	3,888,300.00	18.97%
50205020 02-Telephone Expenses-Landline	150,000.00	20,000.00	0.00	20,000.00	130,000.00	13.33%
50205030 00-Internet expenses	150,000.00	0.00	23,598.00	23,598.00	126,402.00	15.73%
50206020 00-Prizes	278,000.00	0.00	15,000.00	15,000.00	263,000.00	5.40%
50211990 00-Other Professional Services	11,621,729.00	11,621,729.00	0.00	11,621,729.00	0.00	100.00%
50212020 00-Janitorial Services	216,000.00	216,000.00	0.00	216,000.00	0.00	100.00%
50212030 00-Security Services	960,000.00	960,000.00	0.00	960,000.00	0.00	100.00%
50213050 02-RM - Office Equipment	30,000.00	0.00	0.00	0.00	30,000.00	0.00%
50213210 02-RM - Semi Expendable Office Equipme	30,000.00	0.00	0.00	0.00	30,000.00	0.00%
50213210 03-RM - Semi Expendable ICT Equipment	30,000.00	0.00	0.00	0.00	30,000.00	0.00%
50214990 00-Subsidies - Others	77,853,687.00	0.00	0.00	0.00	77,853,687.00	0.00%
50215020 00-Fidelity Bond Premiums	7,500.00	0.00	0.00	0.00	7,500.00	0.00%
50215030 00-Insurance Expenses	150,000.00	0.00	136,412.80	136,412.80	13,587.20	90.94%
50299010 00-Advertising Expense	459,500.00	0.00	52,920.00	52,920.00	406,580.00	11.52%
50299020 00-Printing & Publication Expenses	18,750.00	0.00	0.00	0.00	18,750.00	0.00%
50299030 00-Representation Expenses	5,348,700.00	214,500.00	806,065.00	1,020,565.00	4,328,135.00	19.08%
50299050 01-Rents - Buildings & Structures	396,000.00	396,000.00	0.00	396,000.00	0.00	100.00%
50299050 03-Rents - Motor Vehicles	230,000.00	0.00	0.00	0.00	230,000.00	0.00%
50299990 99-Other MOOE	190,000.00	22,040.00	0.00	22,040.00	167,960.00	11.60%
TOTAL PANTAWID (CURRENT)	335,999,505.00	43,258,366.26	15,801,132.27	59,059,498.53	276,940,006.47	17.58%
PANTAWID CO CONTINUING APPROPRIATIONS - SUMMARY						
02 - Maintenance and Other Operating Expenses	11,818,972.00	11,498,736.00	104,143.83	11,602,879.83	216,092.17	98.17%
50201010 00-Travel Expenses-Local	350,000.00	275,903.00	126,584.50	402,487.50	-52,487.50	115.00%
50202010 00-Training Expenses	92,990.00	92,990.00	0.00	92,990.00	0.00	100.00%
50211990 00-Other Professional Services	10,875,843.00	10,875,843.00	0.00	10,875,843.00	0.00	100.00%
50216010 00-Labor and Wages	300,139.00	254,000.00	-58,840.67	195,159.33	104,979.67	65.02%
50299050 03-Rents - Motor Vehicles	200,000.00	0.00	36,400.00	36,400.00	163,600.00	18.20%
TOTAL PANTAWID (CO CONTINUING)	11,818,972.00	11,498,736.00	104,143.83	11,602,879.83	216,092.17	98.17%
PANTAWID FO CONTINUING APPROPRIATIONS - SUMMARY						
02 - Maintenance and Other Operating Expenses	5,039,697.72	0.00	0.00	0.00	5,039,697.72	0.00%
50203210 03-Semi Expendable ICT Equipment	5,039,697.72	0.00	0.00	0.00	5,039,697.72	0.00%
TOTAL PANTAWID (FO CONTINUING)	5,039,697.72	0.00	0.00	0.00	5,039,697.72	0.00%
Total Personnel Services	208,389,000.00	27,872,483.59	13,793,391.31	41,665,874.90	166,723,125.10	19.99%
Total Maintenance and Other Operating Expenses	144,469,174.72	26,884,618.67	2,111,884.79	28,996,503.46	115,472,671.26	20.07%
Total Financial Expenses	0.00	0.00	0.00	0.00	0.00	0.00%
Total Capital Outlay	0.00	0.00	0.00	0.00	0.00	0.00%
GRAND TOTAL	352,858,174.72	54,757,102.26	15,905,276.10	70,662,378.36	282,195,796.36	20.03%

Note: Report submitted to the focal persons through e-mail.

Prepared by:

Reviewed by:

Noted by:

EUNICE D. VITEÑO
Financial Analyst III

SONNY CUTHBERT T. ARICHETA
Administrative Officer IV/ Head, Budget Section

LUCIA SUYU-ALAN, RSW
Regional Director



STATUS OF ALLOTMENT, OBLIGATIONS INCURRED AND BALANCES
as of MARCH 31, 2024

Fund 101 - Centrally Managed Fund (CMF) Monitoring Sheet

SAA No.	UNIFIED ACCOUNT CODE STRUCTURE (UACS)	SAA Date	Adjusted Allotment	PRIOR REPORT	THIS REPORT		Unobligated Amount	% OF UTILIZATION	PURPOSE
					MAR	TO DATE			
PANTAWID CURRENT APPROPRIATIONS - DETAILED									
01 - Personnel Services			208,389,000.00	27,872,483.59	13,793,391.31	41,665,874.90	166,723,125.10	19.99%	Payment of Salaries and Wages and Other Benefits and Compensations
310100100001000(PANTAWID)-2024-II-4	50101020 00-Salaries and Wages - Casual/Contractual	1/22/2024	208,389,000.00	27,872,483.59	13,793,391.31	41,665,874.90	166,723,125.10	19.99%	
02 - Maintenance and Other Operating Expenses			127,610,505.00	15,365,882.67	2,007,740.96	17,393,623.63	110,216,881.37	13.63%	Implementing Operating Cost requirements of Pantawid Pamilya for CY 2024
Administrative Cost			14,410,556.00	2,786,383.67	459,693.96	3,246,077.63	11,164,478.37	22.53%	
310100100001000(PANTAWID)-2023-II-4	50201010 00-Travel Expenses-Local	01/24/2024	571,556.00	-	0.00	0.00	571,556.00	0.00%	
310100100001000(PANTAWID)-2023-II-4	50203010 00-Office Supplies Expenses		4,000,000.00	-	204,800.00	204,800.00	3,795,200.00	5.12%	
310100100001000(PANTAWID)-2023-II-4	50203090 00-Gasoline, Oil and Lubricants Expenses		100,000.00	8,817.27	12,137.53	20,954.80	79,045.20	20.95%	
310100100001000(PANTAWID)-2023-II-4	50203220 01-Furniture & Fixtures		50,000.00	-	0.00	0.00	50,000.00	0.00%	
310100100001000(PANTAWID)-2023-II-4	50203210 02-Semi Expendable Office Equipment		50,000.00	-	0.00	0.00	50,000.00	0.00%	
310100100001000(PANTAWID)-2023-II-4	50203990 00-Other Supplies Expenses		100,000.00	-	0.00	0.00	100,000.00	0.00%	
310100100001000(PANTAWID)-2023-II-4	50204010 00-Water Expenses		100,000.00	659.23	1,511.49	2,170.72	97,829.28	2.17%	
310100100001000(PANTAWID)-2023-II-4	50204020 00-Electricity Expenses		1,500,000.00	37,867.17	28,314.14	66,181.31	1,433,818.69	4.41%	
310100100001000(PANTAWID)-2023-II-4	50205020 01-Telephone Expenses-Mobile		4,798,800.00	910,500.00	0.00	910,500.00	3,888,300.00	18.97%	
310100100001000(PANTAWID)-2023-II-4	50205020 02-Telephone Expenses-Landline		150,000.00	20,000.00	0.00	20,000.00	130,000.00	13.33%	
310100100001000(PANTAWID)-2023-II-4	50205030 00-Internet expenses		150,000.00	-	23,598.00	23,598.00	126,402.00	15.73%	
310100100001000(PANTAWID)-2023-II-4	50212020 00-Janitorial Services		216,000.00	216,000.00	0.00	216,000.00	0.00	100.00%	
310100100001000(PANTAWID)-2023-II-4	50212030 00-Security Services		960,000.00	960,000.00	0.00	960,000.00	0.00	100.00%	
310100100001000(PANTAWID)-2023-II-4	50213050 02-RM - Office Equipment		30,000.00	-	0.00	0.00	30,000.00	0.00%	
310100100001000(PANTAWID)-2023-II-4	50213210 02-RM - Semi Expendable Office Equipment		30,000.00	-	0.00	0.00	30,000.00	0.00%	
310100100001000(PANTAWID)-2023-II-4	50213210 03-RM - Semi Expendable ICT Equipment		30,000.00	-	0.00	0.00	30,000.00	0.00%	
310100100001000(PANTAWID)-2023-II-4	50215020 00-Fidelity Bond Premiums		7,500.00	-	0.00	0.00	7,500.00	0.00%	
310100100001000(PANTAWID)-2023-II-4	50215030 00-Insurance Expenses		150,000.00	-	136,412.80	136,412.80	13,587.20	90.94%	
310100100001000(PANTAWID)-2023-II-4	50299010 00-Advertising Expense		50,000.00	-	52,920.00	52,920.00	-2,920.00	105.84%	
310100100001000(PANTAWID)-2023-II-4	50299030 00-Representation Expenses		800,000.00	214,500.00	0.00	214,500.00	585,500.00	26.81%	
310100100001000(PANTAWID)-2023-II-4	50299050 01-Rents - Buildings & Structures		396,000.00	396,000.00	0.00	396,000.00	0.00	100.00%	

SAA No.	UNIFIED ACCOUNT CODE STRUCTURE (UACS)	SAA Date	Adjusted Allocation	PRIOR REPORT	THIS REPORT		Unobligated Amount	% OF UTILIZATION	PURPOSE
					MAR	TO DATE			
310100100001000(PANTAWID)-2023-II-4	50299050 03-Rents - Motor Vehicles		50,000.00	-	0.00	0.00	50,000.00	0.00%	
310100100001000(PANTAWID)-2023-II-4	50299990 99-Other MOOE		100,000.00	22,040.00	0.00	22,040.00	77,960.00	22.04%	
310100100001000(PANTAWID)-2023-II-4	50202010 00-Training Expenses		20,700.00	-	0.00	0.00	20,700.00	0.00%	
Advocacy									
310100100001000(PANTAWID)-2023-II-4	50201010 00-Travel Expenses-Local	01/24/2024	1,436,930.00	-	15,000.00	15,000.00	1,421,930.00	1.04%	
310100100001000(PANTAWID)-2023-II-4	50203990 00-Other Supplies Expenses		86,280.00	-	0.00	0.00	86,280.00	0.00%	
310100100001000(PANTAWID)-2023-II-4	50203990 00-Other Supplies Expenses		200,200.00	-	0.00	0.00	200,200.00	0.00%	
310100100001000(PANTAWID)-2023-II-4	50206020 00-Prizes		278,000.00	-	15,000.00	15,000.00	263,000.00	5.40%	
310100100001000(PANTAWID)-2023-II-4	50299010 00-Advertising Expense		272,000.00	-	0.00	0.00	272,000.00	0.00%	Implementing Operating Cost requirements of Pantawid Pamiliya for CY 2024
310100100001000(PANTAWID)-2023-II-4	50299020 00-Printing & Publication Expenses		18,750.00	-	0.00	0.00	18,750.00	0.00%	
310100100001000(PANTAWID)-2023-II-4	50299030 00-Representation Expenses		461,700.00	-	0.00	0.00	461,700.00	0.00%	
310100100001000(PANTAWID)-2023-II-4	50299050 03-Rents - Motor Vehicles		80,000.00	-	0.00	0.00	80,000.00	0.00%	
310100100001000(PANTAWID)-2023-II-4	50299990 99-Other MOOE		40,000.00	-	0.00	0.00	40,000.00	0.00%	
Cost of Service									
310100100001000(PANTAWID)-2023-II-4	50211990 00-Other Professional Services	01/24/2024	11,621,729.00	11,621,729.00	0.00	11,621,729.00	0.00	100.00%	Implementing Operating Cost requirements of Pantawid Pamiliya for CY 2024
Monitoring and Evaluation									
310100100001000(PANTAWID)-2023-II-4	50201010 00-Travel Expenses-Local	01/24/2024	17,389,183.00	940,100.00	1,273,107.00	2,213,207.00	15,175,976.00	12.73%	
310100100001000(PANTAWID)-2023-II-4	50203010 00-Office Supplies Expenses		12,677,083.00	940,100.00	461,942.00	1,402,042.00	11,275,041.00	11.06%	
310100100001000(PANTAWID)-2023-II-4	50203010 00-Office Supplies Expenses		293,100.00	-	0.00	0.00	293,100.00	0.00%	
310100100001000(PANTAWID)-2023-II-4	50203990 00-Other Supplies Expenses		44,500.00	-	5,100.00	5,100.00	39,400.00	11.46%	Implementing Operating Cost requirements of Pantawid Pamiliya for CY 2024
310100100001000(PANTAWID)-2023-II-4	50299030 00-Representation Expenses		4,087,000.00	-	806,065.00	806,065.00	3,280,935.00	19.72%	
310100100001000(PANTAWID)-2023-II-4	50299050 03-Rents - Motor Vehicles		100,000.00	-	0.00	0.00	100,000.00	0.00%	
310100100001000(PANTAWID)-2023-II-4	50299010 00-Advertising Expense		137,500.00	-	0.00	0.00	137,500.00	0.00%	
310100100001000(PANTAWID)-2023-II-4	50299990 99-Other MOOE		50,000.00	-	0.00	0.00	50,000.00	0.00%	
Training									
310100100001000(PANTAWID)-2023-II-4	50202010 00-Training Expenses	01/24/2024	4,898,420.00	37,670.00	259,940.00	297,610.00	4,600,810.00	6.08%	Implementing Operating Cost requirements of Pantawid Pamiliya for CY 2024
310100100001000(PANTAWID)-2023-II-4	50202010 00-Training Expenses		4,898,420.00	37,670.00	259,940.00	297,610.00	4,600,810.00	6.08%	
Grants									
310100100001000(PANTAWID)-2023-II-4	50214990 00-Subsidies - Others	01/24/2024	77,853,687.00	-	0.00	0.00	77,853,687.00	0.00%	Implementing Operating Cost requirements of Pantawid Pamiliya for CY 2024
310100100001000(PANTAWID)-2023-II-4	50214990 00-Subsidies - Others		77,853,687.00	-	0.00	0.00	77,853,687.00	0.00%	
TOTAL PANTAWID (CURRENT)			335,999,505.00	43,258,366.26	15,801,132.27	59,059,498.53	276,940,006.47	17.58%	

SAA No.	UNIFIED ACCOUNT CODE STRUCTURE (UACS)	SAA Date	Adjusted Allocation	PRIOR REPORT	THIS REPORT		Unobligated Amount	% OF UTILIZATION	PURPOSE
					MAR	TO DATE			
PANTAWID CO CONTINUING APPROPRIATIONS - DETAILED									
02 - Maintenance and Other Operating Expenses			11,818,972.00	11,498,736.00	104,143.83	11,602,879.83	216,092.17	98.17%	
Cost of Service			10,875,843.00	10,875,843.00	0.00	10,875,843.00	0.00	100.00%	
310100100001000(PANTAWID)-2024-II-20	50211990 00-Other Professional Services		10,875,843.00	10,875,843.00	0.00	10,875,843.00	0.00	100.00%	Payment of Cost of Service of Municipal City Links
Validation Listahanan 3									
310100100001000(PANTAWID)-2024-II-20	50201010 00-Travel Expenses-Local		943,129.00	622,893.00	104,143.83	727,036.83	216,092.17	77.09%	
310100100001000(PANTAWID)-2024-II-20	50202010 00-Training Expenses		350,000.00	275,903.00	126,564.50	402,467.50	-52,487.50	115.00%	
310100100001000(PANTAWID)-2024-II-20	50216010 00-Labor and Wages		92,990.00	92,990.00	0.00	92,990.00	0.00	100.00%	
310100100001000(PANTAWID)-2024-II-20	50216010 00-Labor and Wages		300,139.00	254,000.00	-58,840.67	195,159.33	104,979.67	65.02%	For the 2nd round of Special Assessment of Pantawid Pamilya beneficiaries
310100100001000(PANTAWID)-2024-II-20	50299050 03-Rents - Motor Vehicles		200,000.00	-	36,400.00	36,400.00	163,600.00	18.20%	
TOTAL PANTAWID (CO CONTINUING)			11,818,972.00	11,498,736.00	104,143.83	11,602,879.83	216,092.17	98.17%	
PANTAWID FO CONTINUING APPROPRIATIONS - DETAILED									
02 - Maintenance and Other Operating Expenses			5,039,697.72	0.00	0.00	0.00	5,039,697.72	0.00%	
Administrative Cost			5,039,697.72	-	0.00	0.00	5,039,697.72	0.00%	
310100100001000(PANTAWID)-2023-II-486	50203210 03-Semi Expendable ICT Equipment		1,853,540.00	-	0.00	0.00	1,853,540.00	0.00%	
310100100001000(PANTAWID)-2023-II-554	50203210 03-Semi Expendable ICT Equipment		2,986,870.00	-	0.00	0.00	2,986,870.00	0.00%	
310100100001000(PANTAWID)-2023-II-22	50203210 03-Semi Expendable ICT Equipment		199,287.72	-	0.00	0.00	199,287.72	0.00%	
TOTAL PANTAWID (FO CONTINUING)			5,039,697.72	0.00	0.00	0.00	5,039,697.72	0.00%	
Total Personnel Services			208,389,000.00	27,872,483.59	13,793,391.31	41,666,874.90	186,723,125.10	19.99%	
Total Maintenance and Other Operating Expenses			144,489,174.72	28,884,618.67	2,111,884.79	28,996,503.48	115,472,671.26	20.07%	
Total Financial Expenses			0.00	0.00	0.00	0.00	0.00	#DIV/0!	
Total Capital Outlay			0.00	64,757,102.26	15,906,276.10	70,662,378.36	282,195,796.36	20.03%	
GRAND TOTAL			352,868,174.72	64,757,102.26	15,906,276.10	70,662,378.36	282,195,796.36	20.03%	

Note: Report submitted to the focal persons through e-mail.

Prepared by:

Reviewed by:

Noted by:


EUNICE D. VITEÑO
 Financial Analyst III


SONNY CUTHBERT T. ARICHETA
 AO IV/Head, Budget Section


LUCIA SUYU ALAN, RSW
 Regional Director