

DRN: II-FO-FMD-BS-F-SAOB-25-03-20461-C

**MEMORANDUM**

**FOR : KEISHA M. NGUYEN**  
Officer-in-Charge, Financial Services  
Batasan Complex, Constitution Hills, Quezon City

**FROM : THE REGIONAL DIRECTOR**  
Field Office II

**SUBJECT : STATUS OF ALLOTMENT, OBLIGATIONS INCURRED AND**  
**BALANCES (SAOB)**

**DATE : 31 MARCH 2025**

This is to submit the Status of Allotment, Obligations Incurred and Balances (SAOB) as of 28 February 2025, to wit:

1. Current Appropriation (FC 01);
2. Continuing Appropriation (FC 01);
3. BFIRST Current & Continuing Appropriation (FC 02);
4. Pantawid Pamilyang Pilipino Program (Current and Continuing Appropriation)

For information and reference.

  
LUCIA SUYU-ALAN, RSW

**DEPARTMENT OF SOCIAL WELFARE AND DEVELOPMENT  
STATUS OF ALLOTMENT, OBLIGATIONS INCURRED AND BALANCES  
FUND 101 - REGULAR APPROPRIATIONS**

**FIELD OFFICE II**

**As of MARCH 31, 2025**

PROGRAMS/ACTIVITIES/PROJECTS	OBJECT CODE	ADJUSTED ALLOTMENT	OIGATIONS INCUR	TOTAL OBLIGATIONS INCURRED	Unobligated Balance of Allotment
			This Report March		
100000100001000 - General Administration Support Services					
DIRECT RELEASE					
Maint. & Other Operating Expenses					
Supplies and Materials Expenses		483,000.00	-	397,979.00	65,021.00
Gasoline, Oil and Lubricants Expenses	50203090 00	183,000.00		183,000.00	-
Semi Expendable Furniture, Fbdures & Books	50203220 00	-		-	-
Furniture & Fictures	50203220 01	18,000.00		-	18,000.00
Books	50203220 02	-		-	-
Other Supplies Expenses	50203990 00	262,000.00		214,979.00	47,021.00
		2,334,000.00	3,234.25	106,703.64	2,227,296.36
Utility Expenses		234,000.00	2,212.04	4,944.17	229,055.83
Water Expenses	50204010 00	2,100,000.00	1,022.21	101,759.47	1,998,240.53
Electricity Expenses	50204020 00				
		428,000.00	-	-	428,000.00
Communication Expenses		300,000.00		-	300,000.00
Postage and Deliveries	50205010 00	128,000.00		-	128,000.00
Telephone Expenses-Mobile	50205020 01				
		2,855,000.00	-	2,855,000.00	-
General Services		150,000.00		150,000.00	-
Janitorial Services	50212020 00	2,705,000.00		2,705,000.00	-
Security Services	50212030 00	-		-	-
Other General Services	50212990 00				
		500,000.00	7,000.00	62,620.00	437,380.00
Repairs & Maintenance		300,000.00		15,030.00	284,970.00
RM - Buildings	50213040 00	200,000.00	7,000.00	47,590.00	152,410.00
RM - Motor Vehicle	50213060 01				
Sub-total, MOOE		6,580,000.00	10,234.25	3,422,302.64	3,157,697.36
TOTAL, PS, MOOE, FE & Capital Outlay		6,580,000.00	10,234.25	3,422,302.64	3,157,697.36
Total, Direct Release		6,580,000.00	10,234.25	3,422,302.64	3,157,697.36
CENTRALLY-MANAGED FUND (SAA)					
Personal Services					
Salaries and Wages					
Salaries and Wages - Regular	50101010 01	-		-	-
Salaries and Wages - Casual/Contractual	50101020 00	349,950.00	35,573.79	57,222.46	292,727.54
Sub-total, PS		349,950.00	35,573.79	57,222.46	292,727.54
Maint. & Other Operating Expenses					
Training and Scholarship Expenses		67,672.00	-	-	67,672.00
Training Expenses	50202010 00	67,672.00		-	67,672.00
Scholarship Expenses	50202020 00	-		-	-
Sub-total, MOOE		67,672.00	-	-	67,672.00
TOTAL, PS, MOOE, FE & Capital Outlay		417,622.00	35,573.79	57,222.46	360,399.54
Total, CMF		417,622.00	35,573.79	57,222.46	360,399.54

**DEPARTMENT OF SOCIAL WELFARE AND DEVELOPMENT  
STATUS OF ALLOTMENT, OBLIGATIONS INCURRED AND BALANCES  
FUND 101 - REGULAR APPROPRIATIONS**

**FIELD OFFICE II**

**As of MARCH 31, 2025**

PROGRAMS/ACTIVITIES/PROJECTS	OBJECT CODE	ADJUSTED ALLOTMENT	OBLIGATIONS INCURRED	TOTAL OBLIGATIONS INCURRED	Unobligated Balance of Allotment
			This Report March		
200000100001000 - Information and Communication Technology Service Management					
Maint. & Other Operating Expenses					
Traveling Expenses		200,000.00	80,056.00	144,972.15	55,027.85
Tra Travel Expenses-Local	50201010 00	200,000.00	80,056.00	144,972.15	55,027.85
Training and Scholarship Expenses		200,000.00	31,306.62	80,821.38	119,178.62
Training Expenses	50202010 00	200,000.00	31,306.62	80,821.38	119,178.62
Supplies and Materials Expenses		800,000.00	4,560.00	54,560.00	745,440.00
Office Supplies Expenses	50203010 00	200,000.00		50,000.00	150,000.00
Semi Expendable Machinery & Equipment Exp	50203210 00	-		-	-
ICT Equipment	50203210 03	500,000.00	4,560.00	4,560.00	495,440.00
Semi Expendable Furniture, Fixtures & Books	50203220 00	-		-	-
Furniture & Fixtures	50203220 01	100,000.00		-	100,000.00
Communication Expenses		12,125,238.00	74,925.00	11,036,957.96	1,088,280.04
Telephone Expenses-Mobile	50205020 01	12,000.00		-	12,000.00
Telephone Expenses-Landline	50205020 02	-	74,925.00	74,925.00	(74,925.00)
Internet expenses	50205030 00	12,113,238.00		10,962,032.96	1,151,205.04
Professional Services		13,640,345.80	2,722.20	13,247,309.62	393,036.18
Other Professional Services	50211990 00	13,640,345.80	2,722.20	13,247,309.62	393,036.18
Repairs & Maintenance		900,000.00	(5,000.00)	8,566.31	891,433.69
RM - Other Structures	50213040 99	300,000.00		-	300,000.00
RM - ICT Equipment	50213050 03	300,000.00	(5,000.00)	-	300,000.00
RM - Other Machinery and Equipmt	50213050 99	300,000.00		8,566.31	291,433.69
Other Maintenance and Operating Expenses		100,000.00	67,999.97	73,043.90	26,956.10
Representation Expenses	50299030 00	100,000.00	17,999.97	23,043.90	76,956.10
Subscription Expenses	50299070 00	-	50,000.00	50,000.00	(50,000.00)
Sub-total, MOOE		27,965,583.80	256,569.79	24,646,231.32	3,319,352.48
Capital Outlays					
Machinery & Equipment Outlay		3,500,000.00	-	-	3,500,000.00
Machinery	50604050 01	-		-	-
Office Equipment	50604050 02	-		-	-
Info. and Communication Technology Eqpt.	50604050 03	3,500,000.00		-	3,500,000.00
Sub-total, Capital Outlay		3,500,000.00	-	-	3,500,000.00
Total, ICTSM		31,465,583.80	256,569.79	24,646,231.32	6,819,352.48

**DEPARTMENT OF SOCIAL WELFARE AND DEVELOPMENT  
STATUS OF ALLOTMENT, OBLIGATIONS INCURRED AND BALANCES  
FUND 101 - REGULAR APPROPRIATIONS**

**FIELD OFFICE II**

**As of MARCH 31, 2025**

PROGRAMS/ACTIVITIES/PROJECTS	OBJECT CODE	ADJUSTED ALLOTMENT	OIGATIONS INCUR	TOTAL OBLIGATIONS INCURRED	Unobligated Balance of Allotment
			This Report March		
200000100003000 - Social Technology Development and Enhancement					
Maint. & Other Operating Expenses					
Traveling Expenses		56,800.00	10,640.00	10,640.00	46,160.00
Tra Travel Expenses-Local	50201010 00	56,800.00	10,640.00	10,640.00	46,160.00
Training and Scholarship Expenses		160,460.00	-	-	160,460.00
Training Expenses	50202010 00	160,460.00		-	160,460.00
Supplies and Materials Expenses		15,300.00	-	15,300.00	-
Office Supplies Expenses	50203010 00	15,300.00		15,300.00	-
Communication Expenses		5,400.00	-	-	5,400.00
Telephone Expenses-Mobile	50205020 01	5,400.00		-	5,400.00
Professional Services		439,428.00	-	439,428.00	-
Other Professional Services	50211990 00	439,428.00		439,428.00	-
Other Maintenance and Operating Expenses		32,500.00	-	-	32,500.00
Representation Expenses	50299030 00	32,500.00		-	32,500.00
Sub-total, MOOE		709,888.00	10,640.00	465,368.00	244,520.00
Total, Soctech		709,888.00	10,640.00	465,368.00	244,520.00

244,520.00

**DEPARTMENT OF SOCIAL WELFARE AND DEVELOPMENT  
STATUS OF ALLOTMENT, OBLIGATIONS INCURRED AND BALANCES  
FUND 101 - REGULAR APPROPRIATIONS**

**FIELD OFFICE II**

**As of MARCH 31, 2025**

PROGRAMS/ACTIVITIES/PROJECTS	OBJECT CODE	ADJUSTED ALLOTMENT	OBLIGATIONS INCUR	TOTAL OBLIGATIONS INCURRED	Unobligated Balance of Allotment
			This Report March		
<b>200000100004000 - Formulation and Development of Policies and Plans</b>					
<b>Maint. &amp; Other Operating Expenses</b>					
Traveling Expenses		120,000.00	-	1,100.00	118,900.00
Tra' Travel Expenses-Local	50201010 00	120,000.00		1,100.00	118,900.00
<b>Sub-total, MOOE</b>		120,000.00	-	1,100.00	118,900.00
<b>Total, PDPB</b>		120,000.00	-	1,100.00	118,900.00

**DEPARTMENT OF SOCIAL WELFARE AND DEVELOPMENT  
STATUS OF ALLOTMENT, OBLIGATIONS INCURRED AND BALANCES  
FUND 101 - REGULAR APPROPRIATIONS**

**FIELD OFFICE II**

**As of MARCH 31, 2025**

PROGRAMS/ACTIVITIES/PROJECTS	OBJECT CODE	ADJUSTED ALLOTMENT	OIGATIONS INCUR	TOTAL OBLIGATIONS INCURRED	Unobligated Balance of Allotment
			This Report March		
200000100005000 - Enhanced Partnership Against Hunger and Poverty - National Program Management Office (EPAHP-NPMO)					
Maint. & Other Operating Expenses					
Traveling Expenses		162,987.67	22,804.00	49,348.00	113,639.67
Tra Travel Expenses-Local	50201010 00	162,987.67	22,804.00	49,348.00	113,639.67
Training and Scholarship Expenses		418,500.00	760.00	187,210.00	231,290.00
Training Expenses	50202010 00	418,500.00	760.00	187,210.00	231,290.00
Supplies and Materials Expenses		60,337.33	-	40,000.00	20,337.33
Office Supplies Expenses	50203010 00	30,337.33		10,000.00	20,337.33
Utility Expenses		36,000.00	-	6,000.00	30,000.00
Water Expenses	50204010 00	6,000.00		6,000.00	-
Electricity Expenses	50204020 00	30,000.00		-	30,000.00
Communication Expenses		50,400.00	-	-	50,400.00
Telephone Expenses-Mobile	50205020 01	50,400.00		-	50,400.00
Professional Services		2,211,975.00	-	2,211,975.00	-
Other Professional Services	50211990 00	2,211,975.00		2,211,975.00	-
General Services		30,000.00	-	30,000.00	-
Janitorial Services	50212020 00	15,000.00		15,000.00	-
Security Services	50212030 00	15,000.00		15,000.00	-
Other Maintenance and Operating Expenses		229,800.00	3,500.00	59,100.00	170,700.00
Representation Expenses	50299030 00	199,800.00	3,500.00	59,100.00	140,700.00
Rents - Motor Vehicles	50299050 03	30,000.00		-	30,000.00
Sub-total, MOOE		3,200,000.00	27,064.00	2,583,633.00	616,367.00
Total, EPAHP		3,200,000.00	27,064.00	2,583,633.00	616,367.00

**DEPARTMENT OF SOCIAL WELFARE AND DEVELOPMENT  
STATUS OF ALLOTMENT, OBLIGATIONS INCURRED AND BALANCES  
FUND 101 - REGULAR APPROPRIATIONS**

**FIELD OFFICE II**

**As of MARCH 31, 2025**

PROGRAMS/ACTIVITIES/PROJECTS	OBJECT CODE	ADJUSTED ALLOTMENT	OBLIGATIONS INCURRED	TOTAL OBLIGATIONS INCURRED	Unobligated Balance of Allotment
			This Report March		
<b>310100100001000 - Pantawid Pamilyang Pilipino Program (Implementation Conditional Cash Transfer)</b>					
<b>CENTRALLY-MANAGED FUND (SAA)</b>					
<b>Personal Services</b>					
<b>Salaries and Wages</b>					
Salaries and Wages - Regular	50101010 01	-		-	-
Salaries and Wages - Casual/Contractual	50101020 00	122,749,500.00	29,804,788.92	72,903,103.00	49,846,397.00
<b>Sub-total, PS</b>		<b>122,749,500.00</b>	<b>29,804,788.92</b>	<b>72,903,103.00</b>	<b>49,846,397.00</b>
<b>Maint. &amp; Other Operating Expenses</b>					
<b>Traveling Expenses</b>		<b>60,800.00</b>	<b>-</b>	<b>-</b>	<b>60,800.00</b>
Tra' Travel Expenses-Local	50201010 00	60,800.00		-	60,800.00
Tra' Travel Expenses-Foreign	50201020 00	-		-	-
<b>Training and Scholarship Expenses</b>		<b>4,700,000.00</b>	<b>19,936.00</b>	<b>92,416.75</b>	<b>4,607,583.25</b>
Training Expenses	50202010 00	4,700,000.00	19,936.00	92,416.75	4,607,583.25
<b>Supplies and Materials Expenses</b>		<b>199,750.00</b>	<b>-</b>	<b>-</b>	<b>199,750.00</b>
Other Supplies Expenses	50203990 00	199,750.00		-	199,750.00
<b>Awards/Rewards and Prizes</b>		<b>267,000.00</b>	<b>21,000.00</b>	<b>21,000.00</b>	<b>246,000.00</b>
Prizes	50206020 00	267,000.00	21,000.00	21,000.00	246,000.00
<b>Survey Expenses</b>	50207010 00	-		-	-
<b>Extraordinary &amp; Miscellaneous Expenses</b>	50210030 00	-		-	-
<b>Professional Services</b>		<b>6,873,914.00</b>	<b>-</b>	<b>6,873,914.00</b>	<b>-</b>
Other Professional Services	50211990 00	6,873,914.00		6,873,914.00	-
<b>Other Maintenance and Operating Expenses</b>		<b>872,450.00</b>	<b>27,500.00</b>	<b>27,500.00</b>	<b>844,950.00</b>
Advertising Expense	50299010 00	272,000.00		-	272,000.00
Printing & Publication Expenses	50299020 00	18,750.00		-	18,750.00
Representation Expenses	50299030 00	461,700.00	27,500.00	27,500.00	434,200.00
Rents - Motor Vehicles	50299050 03	80,000.00		-	80,000.00
Other MOOE	50299990 99	40,000.00		-	40,000.00
<b>Sub-total, MOOE</b>		<b>12,973,914.00</b>	<b>68,436.00</b>	<b>7,014,830.75</b>	<b>5,959,083.25</b>
<b>TOTAL, PS, MOOE, FE &amp; Capital Outlay</b>		<b>135,723,414.00</b>	<b>29,873,224.92</b>	<b>79,917,933.75</b>	<b>55,805,480.25</b>
<b>Total, CMF</b>		<b>135,723,414.00</b>	<b>29,873,224.92</b>	<b>79,917,933.75</b>	<b>55,805,480.25</b>

**DEPARTMENT OF SOCIAL WELFARE AND DEVELOPMENT  
STATUS OF ALLOTMENT, OBLIGATIONS INCURRED AND BALANCES  
FUND 101 - REGULAR APPROPRIATIONS**

**FIELD OFFICE II**

**As of MARCH 31, 2025**

PROGRAMS/ACTIVITIES/PROJECTS	OBJECT CODE	ADJUSTED ALLOTMENT	OBLIGATIONS INCURRED	TOTAL OBLIGATIONS INCURRED	Unobligated Balance of Allotment
			This Report March		
<b>310100100002000 - Sustainable Livelihood Program</b>					
<b>DIRECT RELEASE</b>					
<b>SLP - REGULAR</b>					
<b>Personal Services</b>					
Salaries and Wages					
Salaries and Wages - Casual/Contractual	50101020 00	13,442,000.00	1,218,386.80	3,005,133.94	10,436,866.06
<b>Sub-total, PS</b>		13,442,000.00	1,218,386.80	3,005,133.94	10,436,866.06
<b>Maint. &amp; Other Operating Expenses</b>					
<b>Traveling Expenses</b>		4,687,000.00	532,104.00	580,249.00	4,106,751.00
Travel Expenses-Local	50201010 00	4,687,000.00	532,104.00	580,249.00	4,106,751.00
Travel Expenses-Foreign	50201020 00	-	-	-	-
<b>Training and Scholarship Expenses</b>		1,000,000.00	-	-	1,000,000.00
Training Expenses	50202010 00	1,000,000.00	-	-	1,000,000.00
Scholarship Expenses	50202020 00	-	-	-	-
<b>Supplies and Materials Expenses</b>		702,000.00	-	250,000.00	452,000.00
Office Supplies Expenses	50203010 00	600,000.00	-	250,000.00	350,000.00
Office Equipment	50203210 02	12,000.00	-	-	12,000.00
ICT Equipment	50203210 03	75,000.00	-	-	75,000.00
Furniture & Fixtures	50203220 01	15,000.00	-	-	15,000.00
<b>Utility Expenses</b>		180,000.00	-	120,551.73	59,448.27
Water Expenses	50204010 00	60,000.00	-	551.73	59,448.27
Electricity Expenses	50204020 00	120,000.00	-	120,000.00	-
<b>Communication Expenses</b>		379,000.00	-	-	379,000.00
Telephone Expenses-Mobile	50205020 01	379,000.00	-	-	379,000.00
<b>Professional Services</b>		18,004,000.00	-	18,004,000.00	-
Other Professional Services	50211990 00	18,004,000.00	-	18,004,000.00	-
<b>Financial Assistance/Subsidy</b>		32,897,250.00	30,437,250.00	32,897,250.00	-
Subsidies - Others	50214990 00	32,897,250.00	30,437,250.00	32,897,250.00	-
<b>Taxes, Insurance Premiums and Other Fees</b>		120,000.00	60,000.00	60,000.00	60,000.00
Fidelity Bond Premiums	50215020 00	120,000.00	60,000.00	60,000.00	60,000.00
<b>Other Maintenance and Operating Expenses</b>		853,000.00	138,000.00	373,000.00	480,000.00
Representation Expenses	50299030 00	373,000.00	138,000.00	373,000.00	-
Rents - Motor Vehicles	50299050 03	480,000.00	-	-	480,000.00
<b>Sub-total, MOOE</b>		58,822,250.00	31,167,354.00	52,285,050.73	6,537,199.27
<b>TOTAL, PS, MOOE, FE &amp; Capital Outlay</b>		72,264,250.00	32,385,740.80	55,290,184.67	16,974,065.33
<b>Total, DR-SLP-REGULAR</b>		72,264,250.00	32,385,740.80	55,290,184.67	16,974,065.33
<b>SLP - ZERO HUNGER</b>					
<b>Maint. &amp; Other Operating Expenses</b>					
<b>Financial Assistance/Subsidy</b>		963,750.00	963,750.00	963,750.00	-
Subsidies - Others	50214990 00	963,750.00	963,750.00	963,750.00	-
<b>Sub-total, MOOE</b>		963,750.00	963,750.00	963,750.00	-
<b>Total, DR-SLP- ZERO HUNGER</b>		963,750.00	963,750.00	963,750.00	-



<b>CENTRALLY-MANAGED FUND (SAA)</b>					
<b>SLP - REGULAR</b>					
<b>Maint. &amp; Other Operating Expenses</b>					
Traveling Expenses		2,243,000.00	-	-	2,243,000.00
Tra Travel Expenses-Local	50201010 00	2,243,000.00	-	-	2,243,000.00
Training and Scholarship Expenses		171,500.00	-	-	171,500.00
Training Expenses	50202010 00	171,500.00	-	-	171,500.00
Supplies and Materials Expenses		750,000.00	-	-	750,000.00
Office Supplies Expenses	50203010 00	750,000.00	-	-	750,000.00
Utility Expenses		120,000.00	-	-	120,000.00
Electricity Expenses	50204020 00	120,000.00	-	-	120,000.00
Communication Expenses		182,600.00	-	-	182,600.00
Telephone Expenses-Mobile	50205020 01	182,600.00	-	-	182,600.00
Professional Services		8,552,348.00	-	7,750,760.00	801,588.00
Other Professional Services	50211990 00	8,552,348.00	-	7,750,760.00	801,588.00
Financial Assistance/Subsidy		107,232,750.00	5,139,000.00	5,139,000.00	102,093,750.00
Subsidies - Others	50214990 00	107,232,750.00	5,139,000.00	5,139,000.00	102,093,750.00
Other Maintenance and Operating Expenses		835,000.00	21,190.00	219,842.50	615,157.50
Advertising Expense	50299010 00	620,000.00	-	-	620,000.00
Representation Expenses	50299030 00	215,000.00	17,440.00	216,092.50	(1,092.50)
Other MOOE	50299990 99	-	3,750.00	3,750.00	(3,750.00)
<b>Sub-total, MOOE</b>		<b>120,087,198.00</b>	<b>5,160,190.00</b>	<b>13,109,602.50</b>	<b>106,977,595.50</b>
<b>Total, CMF-SLP-REGULAR</b>		<b>120,087,198.00</b>	<b>5,160,190.00</b>	<b>13,109,602.50</b>	<b>106,977,595.50</b>
<b>SLP - ZERO HUNGER</b>					
<b>Maint. &amp; Other Operating Expenses</b>					
Financial Assistance/Subsidy		2,248,750.00	-	-	2,248,750.00
Subsidies - Others	50214990 00	2,248,750.00	-	-	2,248,750.00
<b>Sub-total, MOOE</b>		<b>2,248,750.00</b>	<b>-</b>	<b>-</b>	<b>2,248,750.00</b>
<b>Total, CMF-SLP- ZERO HUNGER</b>		<b>2,248,750.00</b>	<b>-</b>	<b>-</b>	<b>2,248,750.00</b>
<b>Total, CURRENT APPROPRIATION</b>		<b>195,563,948.00</b>	<b>38,509,680.80</b>	<b>69,363,637.17</b>	<b>126,200,410.83</b>

**DEPARTMENT OF SOCIAL WELFARE AND DEVELOPMENT  
STATUS OF ALLOTMENT, OBLIGATIONS INCURRED AND BALANCES  
FUND 101 - REGULAR APPROPRIATIONS**

**FIELD OFFICE II**

**As of MARCH 31, 2025**

PROGRAMS/ACTIVITIES/PROJECTS	OBJECT CODE	ADJUSTED ALLOTMENT	GATIONS INCUR	TOTAL	Unobligated Balance of Allotment
			This Report March	OBLIGATIONS INCURRED	
320101100001000 - Services for residential and center-based clients					
DIRECT RELEASE					
Personal Services					
Salaries and Wages					
Salaries and Wages - Regular	50101010 01	3,828,000.00	151,305.00	453,915.00	3,374,085.00
Salaries and Wages - Casual/Contractual	50101020 00	18,689,000.00	1,711,450.43	4,115,434.69	14,573,565.31
Other Compensation		-	-	-	-
Personnel Economic Relief Allowance (PERA)	50102010 01	168,000.00	6,000.00	18,000.00	150,000.00
Clothing/Uniform Allowance	50102040 01	49,000.00	21,000.00	21,000.00	28,000.00
Subsistence		-	-	-	-
Magna Carta for Public Social Workers	50102050 04	90,000.00	-	-	90,000.00
Hazard Pay		-	-	-	-
Magna Carta for Public Social Workers	50102110 06	680,000.00	189,376.47	189,376.47	490,623.53
Mid-year Bonus	50102990 36	319,000.00	-	-	319,000.00
Year-end Bonus	50102140 01	319,000.00	-	-	319,000.00
Cash Gift	50102150 01	35,000.00	-	-	35,000.00
Other Bonuse and Allowance		-	-	-	-
Productivity Enhancement Incentive	50102990 12	35,000.00	-	-	35,000.00
Personnel Benefit Contributions		-	-	-	-
Pag-ibig Contributions	50103020 01	17,000.00	600.00	1,800.00	15,200.00
Philhealth Contributions	50103030 01	96,000.00	3,782.63	11,184.24	84,815.76
Employees Compensation Insurance Premium	50103040 01	8,000.00	300.00	900.00	7,100.00
Other Personnel Benefits		-	-	-	-
Lumpsum for Step Increments-Length of Serv	50104990 10	10,000.00	-	-	10,000.00
Other Personnel Benefits	50104990 99	-	21,000.00	21,000.00	(21,000.00)
Sub-total, PS		24,343,000.00	2,104,814.53	4,832,610.40	19,510,389.60
Maint. & Other Operating Expenses					
Traveling Expenses		300,000.00	52,260.00	69,700.00	230,300.00
Tra Travel Expenses-Local	50201010 00	300,000.00	52,260.00	69,700.00	230,300.00
Tra Travel Expenses-Foreign	50201020 00	-	-	-	-
Training and Scholarship Expenses		203,000.00	-	-	203,000.00
Training Expenses	50202010 00	203,000.00	-	-	203,000.00
Scholarship Expenses	50202020 00	-	-	-	-
Supplies and Materials Expenses		4,477,000.00	57,895.00	1,262,737.03	3,214,262.97
Office Supplies Expenses	50203010 00	600,000.00	-	-	600,000.00
Accountable Forms Expenses	50203020 00	-	-	-	-
Food Supplies Expenses	50203050 00	2,707,000.00	-	481,597.46	2,225,402.54
Welfare Goods Expenses	50203060 00	-	-	-	-
Drugs and Medicines Expenses	50203070 00	254,000.00	-	16,717.60	237,282.40
Medical, Dental and Laboratory Supplies Exp.	50203080 00	96,000.00	-	4,676.97	91,323.03
Gasoline, Oil and Lubricants Expenses	50203090 00	320,000.00	-	320,000.00	-
Other Supplies Expenses	50203990 00	500,000.00	57,895.00	439,745.00	60,255.00
Utility Expenses		1,810,000.00	-	130,635.85	1,679,364.15
Water Expenses	50204010 00	160,000.00	-	24,679.67	125,320.33
Electricity Expenses	50204020 00	1,680,000.00	-	105,956.18	1,554,043.82
Communication Expenses		195,000.00	600.00	1,598.00	193,402.00
Postage and Deliveries	50205010 00	15,000.00	-	-	15,000.00
Telephone Expenses-Mobile	50205020 01	45,000.00	-	-	45,000.00
Telephone Expenses-Landline	50205020 02	73,000.00	-	-	73,000.00
Internet expenses	50205030 00	50,000.00	-	-	50,000.00
Cable, Satellite, Telegraph and Radio Expense	50205040 00	12,000.00	600.00	1,598.00	10,402.00
Professional Services		9,685,318.12	-	9,682,318.12	3,000.00
Legal Services	50211010 00	3,000.00	-	-	3,000.00
Auditing Services	50211020 00	-	-	-	-
Consultancy Services	50211030 00	-	-	-	-
Other Professional Services	50211990 00	9,682,318.12	-	9,682,318.12	-
General Services		2,235,000.00	-	2,235,000.00	-
Janitorial Services	50212020 00	615,000.00	-	615,000.00	-
Security Services	50212030 00	1,620,000.00	-	1,620,000.00	-
Other General Services	50212990 00	-	-	-	-
Repairs & Maintenance		327,000.00	-	-	327,000.00
RM - Machinery	50213050 01	120,000.00	-	-	120,000.00
RM - Office Equipment	50213050 02	45,000.00	-	-	45,000.00
RM - Motor Vehicle	50213060 01	145,000.00	-	-	145,000.00
RM - Other Transportation Equipment	50213060 99	-	-	-	-
RM - Furniture & Fixtures	50213070 00	17,000.00	-	-	17,000.00
Financial Assistance/Subsidy		500,000.00	-	68,426.15	431,573.85
Subsidies - Others	50214990 00	500,000.00	-	68,426.15	431,573.85

<b>Taxes, Insurance Premiums and Other Fees</b>		<b>647,000.00</b>	<b>34,719.13</b>	<b>302,160.02</b>	<b>344,839.98</b>
Taxes, Duties and Licenses	50215010 00	30,000.00	8,640.00	29,240.00	760.00
Fidelity Bond Premiums	50215020 00	10,000.00	1,500.00	1,500.00	8,500.00
Insurance Expenses	50215030 00	607,000.00	24,579.13	271,420.02	335,579.98
<b>Other Maintenance and Operating Expenses</b>		<b>1,535,681.88</b>	<b>213,889.88</b>	<b>276,684.78</b>	<b>1,258,997.10</b>
Advertising Expense	50299010 00	-	-	-	-
Printing & Publication Expenses	50299020 00	31,000.00	-	-	31,000.00
Representation Expenses	50299030 00	1,504,681.88	213,889.88	276,684.78	1,227,997.10
<b>Sub-total, MOOE</b>		<b>21,915,000.00</b>	<b>359,364.01</b>	<b>14,029,259.95</b>	<b>7,885,740.05</b>
<b>TOTAL, PS, MOOE, FE &amp; Capital Outlay</b>		<b>46,258,000.00</b>	<b>2,464,178.54</b>	<b>18,861,870.35</b>	<b>27,396,129.65</b>
<b>Add: Life and Retirement Insurance Cont.</b>	50103010 00	459,000.00	18,156.60	54,469.80	404,530.20
<b>Total, Direct Release</b>		<b>46,717,000.00</b>	<b>2,482,335.14</b>	<b>18,916,340.15</b>	<b>27,800,659.85</b>
<b>CENTERS-CRCF</b>					
<b>Maint. &amp; Other Operating Expenses</b>					
<b>Traveling Expenses</b>		<b>70,000.00</b>	<b>800.00</b>	<b>60,341.00</b>	<b>9,659.00</b>
Tra' Travel Expenses-Local	50201010 00	70,000.00	800.00	60,341.00	9,659.00
Tra' Travel Expenses-Foreign	50201020 00	-	-	-	-
<b>Training and Scholarship Expenses</b>		<b>1,767,760.00</b>	<b>66,705.00</b>	<b>66,705.00</b>	<b>1,701,055.00</b>
Training Expenses	50202010 00	1,767,760.00	66,705.00	66,705.00	1,701,055.00
Scholarship Expenses	50202020 00	-	-	-	-
<b>Supplies and Materials Expenses</b>		<b>5,359,900.00</b>	<b>1,258,765.21</b>	<b>2,698,255.41</b>	<b>2,661,644.59</b>
Office Supplies Expenses	50203010 00	914,900.00	318,476.70	318,476.70	596,423.30
Accountable Forms Expenses	50203020 00	-	-	-	-
Food Supplies Expenses	50203050 00	2,100,000.00	455,472.60	1,220,931.05	879,068.95
Welfare Goods Expenses	50203060 00	-	-	-	-
Drugs and Medicines Expenses	50203070 00	630,000.00	47,211.50	166,313.25	463,686.75
Medical, Dental and Laboratory Supplies Exp.	50203080 00	595,000.00	13,244.42	18,126.42	576,873.58
Gasoline, Oil and Lubricants Expenses	50203090 00	420,000.00	25,579.44	350,802.44	69,197.56
Other Supplies Expenses	50203990 00	700,000.00	398,780.55	623,605.55	76,394.45
<b>Utility Expenses</b>		<b>1,540,000.00</b>	<b>177,654.34</b>	<b>393,253.31</b>	<b>1,146,746.69</b>
Water Expenses	50204010 00	840,000.00	51,122.67	140,893.04	699,106.96
Electricity Expenses	50204020 00	700,000.00	126,531.67	252,360.27	447,639.73
<b>Professional Services</b>		<b>5,950,000.00</b>	<b>-</b>	<b>5,950,000.00</b>	<b>-</b>
Other Professional Services	50211990 00	5,950,000.00	-	5,950,000.00	-
<b>General Services</b>		<b>2,522,100.00</b>	<b>-</b>	<b>2,522,100.00</b>	<b>-</b>
Janitorial Services	50212020 00	1,080,615.20	-	1,080,615.20	-
Security Services	50212030 00	1,441,484.80	-	1,441,484.80	-
Other General Services	50212990 00	-	-	-	-
<b>Repairs &amp; Maintenance</b>		<b>3,780,000.00</b>	<b>1,260,702.40</b>	<b>1,381,619.68</b>	<b>2,398,380.32</b>
RM - Buildings	50213040 00	3,500,000.00	1,212,412.40	1,270,163.68	2,229,836.32
RM - Motor Vehicle	50213060 01	280,000.00	48,290.00	111,456.00	168,544.00
RM - Other Property, Plant and Equipment	50213990 99	-	-	-	-
<b>Financial Assistance/Subsidy</b>		<b>2,100,000.00</b>	<b>250,735.95</b>	<b>280,765.95</b>	<b>1,819,234.05</b>
Subsidies - Others	50214990 00	2,100,000.00	250,735.95	280,765.95	1,819,234.05
<b>Other Maintenance and Operating Expenses</b>		<b>1,400,000.00</b>	<b>634,466.68</b>	<b>1,351,875.03</b>	<b>48,124.97</b>
Representation Expenses	50299030 00	1,400,000.00	632,966.68	1,348,353.03	51,646.97
Other MOOE	50299990 99	-	1,500.00	3,522.00	(3,522.00)
<b>Sub-total, MOOE</b>		<b>24,489,760.00</b>	<b>3,649,829.58</b>	<b>14,704,915.38</b>	<b>9,784,844.62</b>
<b>Total, CRCF</b>		<b>24,489,760.00</b>	<b>3,649,829.58</b>	<b>14,704,915.38</b>	<b>9,784,844.62</b>

**DEPARTMENT OF SOCIAL WELFARE AND DEVELOPMENT  
STATUS OF ALLOTMENT, OBLIGATIONS INCURRED AND BALANCES  
FUND 101 - REGULAR APPROPRIATIONS**

**FIELD OFFICE II**

As of MARCH 31, 2025

PROGRAMS/ACTIVITIES/PROJECTS	OBJECT CODE	ADJUSTED ALLOTMENT	IGATIONS INCUR	TOTAL OBLIGATIONS INCURRED	Unobligated Balance of Allotment
			This Report March		
320102100001000 - Supplementary Feeding Program					
DIRECT RELEASE					
Maint. & Other Operating Expenses					
Training and Scholarship Expenses		399,200.00	79,370.00	165,470.00	233,730.00
Training Expenses	50202010 00	399,200.00	79,370.00	165,470.00	233,730.00
Scholarship Expenses	50202020 00	-		-	-
Supplies and Materials Expenses		120,000.00	-	70,000.00	50,000.00
Office Supplies Expenses	50203010 00	70,000.00		20,000.00	50,000.00
Gasoline, Oil and Lubricants Expenses	50203090 00	50,000.00		50,000.00	-
Communication Expenses		65,000.00	-	-	65,000.00
Telephone Expenses-Mobile	50205020 01	65,000.00		-	65,000.00
Professional Services		3,350,000.00	-	2,851,886.00	498,114.00
Other Professional Services	50211990 00	3,350,000.00		2,851,886.00	498,114.00
Financial Assistance/Subsidy		168,144,000.00	125,052,000.00	168,144,000.00	-
Subsidies - Others	50214990 00	168,144,000.00	125,052,000.00	168,144,000.00	-
Other Maintenance and Operating Expenses		448,800.00	-	89,072.00	359,728.00
Representation Expenses	50299030 00	100,000.00		88,050.00	11,950.00
Rents - Motor Vehicles	50299050 03	252,800.00		-	252,800.00
Other MOOE	50299990 99	96,000.00		1,022.00	94,978.00
Sub-total, MOOE		172,527,000.00	125,131,370.00	171,320,428.00	1,206,572.00
Total, Direct Release		172,527,000.00	125,131,370.00	171,320,428.00	1,206,572.00
CENTRALLY-MANAGED FUND (SAA)					
Maint. & Other Operating Expenses					
Traveling Expenses		725,300.00	1,641.00	1,641.00	723,659.00
Tra' Travel Expenses-Local	50201010 00	725,300.00	1,641.00	1,641.00	723,659.00
Tra' Travel Expenses-Foreign	50201020 00	-		-	-
Training and Scholarship Expenses		113,260.00	-	-	113,260.00
Training Expenses	50202010 00	113,260.00		-	113,260.00
Scholarship Expenses	50202020 00	-		-	-
Financial Assistance/Subsidy		108,912,000.00	32,712,000.00	32,712,000.00	76,200,000.00
Subsidies - Others	50214990 00	108,912,000.00	32,712,000.00	32,712,000.00	76,200,000.00
Sub-total, MOOE		109,750,560.00	32,713,641.00	32,713,641.00	77,036,919.00
Total, CMF		109,750,560.00	32,713,641.00	32,713,641.00	77,036,919.00

**DEPARTMENT OF SOCIAL WELFARE AND DEVELOPMENT  
STATUS OF ALLOTMENT, OBLIGATIONS INCURRED AND BALANCES  
FUND 101 - REGULAR APPROPRIATIONS**

**FIELD OFFICE II**

**As of MARCH 31, 2025**

PROGRAMS/ACTIVITIES/PROJECTS	OBJECT CODE	ADJUSTED ALLOTMENT	OBLIGATIONS INCURRED	TOTAL OBLIGATIONS INCURRED	Unobligated Balance of Allotment
			This Report March		
320103100001000 - Social Pension for Indigent Senior Citizens					
DIRECT RELEASE Personal Services					
Salaries and Wages Salaries and Wages - Casual/Contract	50101020 00	1,739,000.00	154,573.60	380,070.90 -	1,358,929.10
Sub-total, PS			1,739,000.00	380,070.90	1,358,929.10
Maint. & Other Operating Expenses					
Travelling Expenses Tra Travel Expenses-Local	50201010 00	3,000,000.00	1,108,535.00	1,629,889.00	1,370,111.00
Training and Scholarship Expenses Training Expenses	50202010 00	2,222,000.00	199,371.95	204,311.60	2,017,688.40
Supplies and Materials Expenses Office Supplies Expenses	50203010 00	750,000.00	177,720.00	327,720.00	422,280.00
Gasoline, Oil and Lubricants Expense	50203090 00	150,000.00	1,600.00	151,600.00	(1,600.00)
Semi Expendable Machinery & Equip	50203210 00	-	-	-	-
ICT Equipment	50203210 03	1,000,000.00	-	-	1,000,000.00
Semi Expendable Furniture, Fixtures	50203220 00	-	-	-	-
Furniture & Fixtures	50203220 01	118,000.00	8,850.00	8,850.00	109,150.00
Communication Expenses Postage and Deliveries	50205010 00	170,000.00	-	-	170,000.00
Telephone Expenses-Mobile	50205020 01	4,000.00	-	-	4,000.00
Professional Services Other Professional Services	50211990 00	166,000.00	-	-	166,000.00
General Services Janitorial Services	50212020 00	18,936,000.00	(400,665.50)	17,632,255.91	1,303,744.09
Security Services	50212030 00	18,936,000.00	(400,665.50)	17,632,255.91	1,303,744.09
Other General Services	50212990 00	-	600,000.00	600,000.00	(600,000.00)
Repairs & Maintenance RM - Motor Vehicle	50213060 01	-	16,698.88	16,698.88	(16,698.88)
Financial Assistance/Subsidy Subsidies - Others	50214990 00	-	16,698.88	16,698.88	(16,698.88)
Taxes, Insurance Premiums and Other Fees Fidelity Bond Premiums	50215020 00	2,933,172,000.00	239,832,000.00	740,592,000.00	2,192,580,000.00
Other Maintenance and Operating Expenses Advertising Expense	50299010 00	2,933,172,000.00	239,832,000.00	740,592,000.00	2,192,580,000.00
Representation Expenses	50299030 00	825,000.00	455,832.00	575,832.00	249,168.00
Rents - Buildings & Structures	50299050 01	4,231,000.00	156,224.59	1,167,765.09	3,063,234.91
Rents - Motor Vehicles	50299050 03	482,000.00	-	-	482,000.00
Other MOOE	50299990 99	140,000.00	152,500.00	263,840.50	(123,840.50)
		600,000.00	-	900,000.00	(300,000.00)
		2,700,000.00	-	-	2,700,000.00
		309,000.00	3,724.59	3,924.59	305,075.41
Sub-total, MOOE			2,964,574,000.00	242,156,166.92	762,906,922.48
Sub-total, MOOE			2,964,574,000.00	242,156,166.92	762,906,922.48
Total, Direct Release			2,966,313,000.00	242,310,740.52	763,286,993.38

**DEPARTMENT OF SOCIAL WELFARE AND DEVELOPMENT**  
**STATUS OF ALLOTMENT, OBLIGATIONS INCURRED AND BALANCES**  
**FUND 101 - REGULAR APPROPRIATIONS**

**FIELD OFFICE II**

**As of MARCH 31, 2025**

PROGRAMS/ACTIVITIES/PROJECTS	OBJECT CODE	ADJUSTED ALLOTMENT	OBLIGATIONS INCURRED	TOTAL OBLIGATIONS INCURRED	Unobligated Balance of Allotment
			This Report March		
320104100001000 - Protective Services for Individuals and Families in Difficult Circumstances					
SUMMARY					
Maint. & Other Operating Expenses					
Traveling Expenses		3,345,000.00	516,408.00	696,172.00	2,648,828.00
Travel Expenses-Local	50201010 00	3,345,000.00	516,408.00	696,172.00	2,648,828.00
Travel Expenses-Foreign	50201020 00	-	-	-	-
Training and Scholarship Expenses		3,209,000.00	12,782.00	12,782.00	3,196,218.00
Training Expenses	50202010 00	3,209,000.00	12,782.00	12,782.00	3,196,218.00
Scholarship Expenses	50202020 00	-	-	-	-
Supplies and Materials Expenses		13,459,000.00	207,572.00	1,505,062.00	11,953,938.00
Office Supplies Expenses	50203010 00	3,685,000.00	2,962.00	523,682.00	3,061,318.00
Gasoline, Oil and Lubricants Expenses	50203090 00	450,000.00	-	451,500.00	(1,500.00)
Semi Expendable Machinery & Equipment	50203210 00	-	-	-	-
ICT Equipment	50203210 03	8,160,000.00	-	-	8,160,000.00
Communication Equipment	50203210 07	38,000.00	-	-	38,000.00
Semi Expendable Furniture, Fixtures & Equipment	50203220 00	-	-	-	-
Furniture & Fixtures	50203220 01	1,210,000.00	32,200.00	32,200.00	1,177,800.00
Books	50203220 02	-	-	-	-
Other Supplies Expenses	50203990 00	2,016,000.00	172,410.00	497,680.00	1,518,320.00
Utility Expenses		818,000.00	27,975.19	54,218.98	763,781.02
Water Expenses	50204010 00	118,000.00	3,221.00	10,479.00	107,521.00
Electricity Expenses	50204020 00	700,000.00	24,754.19	43,739.98	656,260.02
Communication Expenses		496,400.00	33,114.00	83,850.73	412,549.27
Postage and Deliveries	50205010 00	150,000.00	-	-	150,000.00
Telephone Expenses-Mobile	50205020 01	180,400.00	-	-	180,400.00
Telephone Expenses-Landline	50205020 02	130,000.00	20,720.00	20,720.00	109,280.00
Internet expenses	50205030 00	36,000.00	12,394.00	63,130.73	(27,130.73)
Professional Services		71,662,997.00	249,065.44	68,745,866.26	2,917,130.74
Legal Services	50211010 00	-	-	-	-
Auditing Services	50211020 00	-	-	-	-
Consultancy Services	50211030 00	-	-	-	-
Other Professional Services	50211990 00	71,662,997.00	249,065.44	68,745,866.26	2,917,130.74
General Services		2,070,000.00	-	2,070,000.00	-
Janitorial Services	50212020 00	120,000.00	-	120,000.00	-
Security Services	50212030 00	1,950,000.00	-	1,950,000.00	-
Other General Services	50212990 00	-	-	-	-
Financial Assistance/Subsidy		2,022,625,000.00	978,111,211.23	1,476,788,930.37	545,836,069.63
Subsidies - Others	50214990 00	2,022,625,000.00	978,111,211.23	1,476,788,930.37	545,836,069.63
Taxes, Insurance Premiums and Other Fees		912,000.00	539,390.76	593,912.58	318,087.42
Taxes, Duties and Licenses	50215010 00	-	-	-	-
Fidelity Bond Premiums	50215020 00	862,000.00	539,390.76	582,289.73	279,710.27
Insurance Expenses	50215030 00	50,000.00	-	11,622.85	38,377.15
Labor and Wages	50216010 00	-	-	-	-
Other Maintenance and Operating Expenses		38,083,000.00	1,123,301.00	1,956,585.40	36,126,414.60
Advertising Expense	50299010 00	50,000.00	-	-	50,000.00
Representation Expenses	50299030 00	2,541,000.00	109,910.00	899,528.40	1,641,471.60
Other MOOE	50299990 99	35,492,000.00	789,891.00	833,557.00	34,658,443.00
Sub-total, MOOE		2,156,680,397.00	980,820,819.62	1,552,507,380.32	604,173,016.68
GRAND TOTAL		2,156,680,397.00	980,820,819.62	1,552,507,380.32	604,173,016.68
CENTRALLY-MANAGED FUND (SAA)					
PROPER					
Maint. & Other Operating Expenses					
Training and Scholarship Expenses		14,700.00	-	-	14,700.00
Training Expenses	50202010 00	14,700.00	-	-	14,700.00
Scholarship Expenses	50202020 00	-	-	-	-
Total, PROPER		14,700.00	-	-	14,700.00

<b>COMMUNITYBASED</b>					
<b>Maint. &amp; Other Operating Expenses</b>					
Traveling Expenses		285,000.00	1,500.00	1,500.00	283,500.00
Tra Travel Expenses-Local	50201010 00	285,000.00	1,500.00	1,500.00	283,500.00
Training and Scholarship Expenses		917,900.00	-	-	917,900.00
Training Expenses	50202010 00	917,900.00	-	-	917,900.00
Supplies and Materials Expenses		20,000.00	-	5,000.00	15,000.00
Office Supplies Expenses	50203010 00	20,000.00	-	5,000.00	15,000.00
Communication Expenses		50,400.00	-	-	50,400.00
Telephone Expenses-Mobile	50205020 01	50,400.00	-	-	50,400.00
Professional Services		2,917,997.00	-	2,594,910.12	323,086.88
Other Professional Services	50211990 00	2,917,997.00	-	2,594,910.12	323,086.88
Financial Assistance/Subsidy		2,625,000.00	200,000.00	300,000.00	2,325,000.00
Subsidies - Others	50214990 00	2,625,000.00	200,000.00	300,000.00	2,325,000.00
Other Maintenance and Operating Expenses		883,000.00	62,480.00	123,860.00	759,140.00
Advertising Expense	50299010 00	50,000.00	-	-	50,000.00
Representation Expenses	50299030 00	241,000.00	47,810.00	100,810.00	140,190.00
Other MOOE	50299990 99	692,000.00	14,670.00	23,050.00	568,950.00
<b>Sub-total, MOOE</b>		<b>7,699,297.00</b>	<b>263,980.00</b>	<b>3,025,270.12</b>	<b>4,674,026.88</b>
<b>TOTAL, PS, MOOE, FE &amp; Capital Outlay</b>		<b>7,699,297.00</b>	<b>263,980.00</b>	<b>3,025,270.12</b>	<b>4,674,026.88</b>
<b>Total, COMMUNITY BASED</b>		<b>7,699,297.00</b>	<b>263,980.00</b>	<b>3,025,270.12</b>	<b>4,674,026.88</b>
<b>AICS</b>					
<b>Maint. &amp; Other Operating Expenses</b>					
Traveling Expenses		3,060,000.00	514,908.00	694,672.00	2,365,328.00
Tra Travel Expenses-Local	50201010 00	3,060,000.00	514,908.00	694,672.00	2,365,328.00
Tra Travel Expenses-Foreign	50201020 00	-	-	-	-
Training and Scholarship Expenses		2,276,400.00	12,782.00	12,782.00	2,263,618.00
Training Expenses	50202010 00	2,276,400.00	12,782.00	12,782.00	2,263,618.00
Scholarship Expenses	50202020 00	-	-	-	-
Supplies and Materials Expenses		13,439,000.00	207,572.00	1,500,062.00	11,938,938.00
Office Supplies Expenses	50203010 00	3,565,000.00	2,962.00	518,682.00	3,046,318.00
Gasoline, Oil and Lubricants Expenses	50203090 00	450,000.00	-	451,500.00	(1,500.00)
Semi Expendable Machinery & Equipment	50203210 00	-	-	-	-
ICT Equipment	50203210 03	6,160,000.00	-	-	6,160,000.00
Communication Equipment	50203210 07	38,000.00	-	-	38,000.00
Semi Expendable Furniture, Fixtures & Furniture & Fixtures	50203220 00	-	-	-	-
Books	50203220 02	1,210,000.00	32,200.00	32,200.00	1,177,800.00
Other Supplies Expenses	50203990 00	2,016,000.00	172,410.00	497,680.00	1,518,320.00
Utility Expenses		818,000.00	27,975.19	54,218.98	763,781.02
Water Expenses	50204010 00	118,000.00	3,221.00	10,479.00	107,521.00
Electricity Expenses	50204020 00	700,000.00	24,754.19	43,739.98	656,260.02
Communication Expenses		446,000.00	33,114.00	83,850.73	362,149.27
Postage and Deliveries	50205010 00	150,000.00	-	-	150,000.00
Telephone Expenses-Mobile	50205020 01	130,000.00	-	-	130,000.00
Telephone Expenses-Landline	50205020 02	130,000.00	20,720.00	20,720.00	109,280.00
Internet expenses	50205030 00	36,000.00	12,394.00	63,130.73	(27,130.73)
Professional Services		68,745,000.00	249,065.44	66,150,956.14	2,594,043.86
Other Professional Services	50211990 00	68,745,000.00	249,065.44	66,150,956.14	2,594,043.86
General Services		2,070,000.00	-	2,070,000.00	-
Janitorial Services	50212020 00	120,000.00	-	120,000.00	-
Security Services	50212030 00	1,950,000.00	-	1,950,000.00	-
Financial Assistance/Subsidy		2,020,000,000.00	977,911,211.23	1,476,488,930.37	543,511,069.63
Subsidies - Others	50214990 00	2,020,000,000.00	977,911,211.23	1,476,488,930.37	543,511,069.63
Taxes, Insurance Premiums and Other Fees		912,000.00	539,390.76	593,912.58	318,087.42
Taxes, Duties and Licenses	50215010 00	-	-	-	-
Fidelity Bond Premiums	50215020 00	862,000.00	539,390.76	582,289.73	279,710.27
Insurance Expenses	50215030 00	50,000.00	-	11,622.85	38,377.15
Labor and Wages	50216010 00	-	-	-	-
Other Maintenance and Operating Expenses		37,200,000.00	1,060,821.00	1,832,725.40	35,367,274.60
Representation Expenses	50299030 00	2,300,000.00	62,100.00	798,718.40	1,501,281.60
Rents - Motor Vehicles	50299050 03	-	223,500.00	223,500.00	(223,500.00)
Other MOOE	50299990 99	34,900,000.00	775,221.00	810,507.00	34,089,493.00
<b>Sub-total, MOOE</b>		<b>2,148,966,400.00</b>	<b>980,556,839.62</b>	<b>1,549,482,110.20</b>	<b>599,484,289.80</b>
<b>Total, AICS</b>		<b>2,148,966,400.00</b>	<b>980,556,839.62</b>	<b>1,549,482,110.20</b>	<b>599,484,289.80</b>

**DEPARTMENT OF SOCIAL WELFARE AND DEVELOPMENT  
STATUS OF ALLOTMENT, OBLIGATIONS INCURRED AND BALANCES  
FUND 101 - REGULAR APPROPRIATIONS**

**FIELD OFFICE II**

**As of MARCH 31, 2025**

PROGRAMS/ACTIVITIES/PROJECTS	OBJECT CODE	ADJUSTED ALLOTMENT	GATIONS INCUR	TOTAL OBLIGATIONS INCURRED	Unobligated Balance of Allotment
			This Report March		
320105100003000 - Recovery and Reintegration Program for Trafficked Persons					
DIRECT RELEASE					
Maint. & Other Operating Expenses					
Travelling Expenses		20,000.00	750.00	750.00	19,250.00
Tra' Travel Expenses-Local	50201010 00	20,000.00	750.00	750.00	19,250.00
Tra' Travel Expenses-Foreign	50201020 00	-		-	-
Training and Scholarship Expenses		87,000.00	-	-	87,000.00
Training Expenses	50202010 00	87,000.00		-	87,000.00
Scholarship Expenses	50202020 00	-		-	-
Supplies and Materials Expenses		25,000.00	-	-	25,000.00
Welfare Goods Expenses	50203060 00	25,000.00		-	25,000.00
Communication Expenses		10,000.00	-	-	10,000.00
Postage and Deliveries	50205010 00	-		-	-
Telephone Expenses-Mobile	50205020 01	10,000.00		-	10,000.00
Professional Services		455,000.00	-	439,428.00	15,572.00
Other Professional Services	50211990 00	455,000.00		439,428.00	15,572.00
Financial Assistance/Subsidy		212,000.00	50,000.00	50,000.00	162,000.00
Subsidies - Others	50214990 00	212,000.00	50,000.00	50,000.00	162,000.00
Other Maintenance and Operating Expenses		25,000.00	-	-	25,000.00
Advertising Expense	50299010 00	15,000.00		-	15,000.00
Printing & Publication Expenses	50299020 00	-		-	-
Representation Expenses	50299030 00	10,000.00		-	10,000.00
Sub-total, MOOE		834,000.00	50,750.00	490,178.00	343,822.00
TOTAL, PS, MOOE, FE & Capital Outlay		834,000.00	50,750.00	490,178.00	343,822.00
Total, Direct Release		834,000.00	50,750.00	490,178.00	343,822.00



**DEPARTMENT OF SOCIAL WELFARE AND DEVELOPMENT  
STATUS OF ALLOTMENT, OBLIGATIONS INCURRED AND BALANCES  
FUND 101 - REGULAR APPROPRIATIONS**

**FIELD OFFICE II**

**As of MARCH 31, 2025**

PROGRAMS/ACTIVITIES/PROJECTS	OBJECT CODE	ADJUSTED ALLOTMENT	GATIONS INCUR	TOTAL OBLIGATIONS INCURRED	Unobligated Balance of Allotment
			This Report March		
320104100003000 - Assistance to Persons with Disability					
Maint. & Other Operating Expenses					
Travelling Expenses		22,400.00	-	-	22,400.00
Tra' Travel Expenses-Local	50201010 00	22,400.00		-	22,400.00
Tra' Travel Expenses-Foreign	50201020 00	-		-	-
Training and Scholarship Expenses		254,000.00	-	-	254,000.00
Training Expenses	50202010 00	254,000.00		-	254,000.00
Other Maintenance and Operating Expenses		120,000.00	-	20,000.00	100,000.00
Advertising Expense	50299010 00	-		-	-
Printing & Publication Expenses	50299020 00	-		-	-
Representation Expenses	50299030 00	50,000.00		-	50,000.00
Other MOOE	50299990 99	70,000.00		20,000.00	50,000.00
Sub-total, MOOE		396,400.00	-	20,000.00	376,400.00
Total, PWD		396,400.00	-	20,000.00	376,400.00

**DEPARTMENT OF SOCIAL WELFARE AND DEVELOPMENT  
STATUS OF ALLOTMENT, OBLIGATIONS INCURRED AND BALANCES  
FUND 101 - REGULAR APPROPRIATIONS**

**FIELD OFFICE II**

**As of MARCH 31, 2025**

PROGRAMS/ACTIVITIES/PROJECTS	OBJECT CODE	ADJUSTED ALLOTMENT	LIGATIONS INCURR	TOTAL OBLIGATIONS INCURRED	Unobligated Balance of Allotment
			This Report March		
330100100001000 - Disaster Response and Rehabilitation program					
DRRP PROPER					
Maint. & Other Operating Expenses					
Traveling Expenses		669,000.00	323,775.00	483,267.00	185,733.00
Tra Travel Expenses-Local	50201010 00	669,000.00	323,775.00	483,267.00	185,733.00
Tra Travel Expenses-Foreign	50201020 00	-		-	-
Training and Scholarship Expenses		4,417,910.00	1,290,226.00	3,391,789.70	1,026,120.30
Training Expenses	50202010 00	4,417,910.00	1,290,226.00	3,391,789.70	1,026,120.30
Scholarship Expenses	50202020 00	-		-	-
Supplies and Materials Expenses		506,214.31	-	300,000.00	206,214.31
Office Supplies Expenses	50203010 00	306,214.31		100,000.00	206,214.31
Gasoline, Oil and Lubricants Expenses	50203090 00	200,000.00		200,000.00	-
Utility Expenses		1,150,000.00	10,215.93	10,215.93	1,139,784.07
Water Expenses	50204010 00	-		-	-
Electricity Expenses	50204020 00	1,150,000.00	10,215.93	10,215.93	1,139,784.07
Communication Expenses		241,200.00	-	5,697.00	235,503.00
Postage and Deliveries	50205010 00	-		-	-
Telephone Expenses-Mobile	50205020 01	211,200.00		-	211,200.00
Telephone Expenses-Landline	50205020 02	-		-	-
Internet expenses	50205030 00	30,000.00		5,697.00	24,303.00
Cable, Satellite, Telegraph and Radio Expe	50205040 00	-		-	-
Professional Services		18,752,575.69	568,751.78	16,048,526.06	2,704,049.63
Other Professional Services	50211990 00	18,752,575.69	568,751.78	16,048,526.06	2,704,049.63
General Services		2,200,000.00	-	2,200,000.00	-
Janitorial Services	50212020 00	300,000.00		300,000.00	-
Security Services	50212030 00	1,900,000.00		1,900,000.00	-
Other General Services	50212990 00	-		-	-
Repairs & Maintenance		400,000.00	-	43,475.00	356,525.00
RM - Buildings	50213040 00	200,000.00		-	200,000.00
RM - Motor Vehicle	50213060 01	200,000.00		43,475.00	156,525.00
Taxes, Insurance Premiums and Other Fees		100,000.00	165,000.00	165,000.00	(65,000.00)
Taxes, Duties and Licenses	50215010 00	-		-	-
Fidelity Bond Premiums	50215020 00	100,000.00	165,000.00	165,000.00	(65,000.00)
Other Maintenance and Operating Expenses		866,800.00	71,133.00	202,185.00	664,615.00
Representation Expenses	50299030 00	488,800.00	68,175.00	194,205.00	292,595.00
Rents - Motor Vehicles	50299050 03	50,000.00	-	-	50,000.00
Other MOOE	50299990 99	330,000.00	2,958.00	7,980.00	322,020.00
Sub-total, MOOE		29,303,700.00	2,429,101.71	22,850,155.69	6,453,544.31
Total, DRRP PROPER		29,303,700.00	2,429,101.71	22,850,155.69	6,453,544.31

<b>CLIMATE CHANGE</b>					
<b>Maint. &amp; Other Operating Expenses</b>					
<b>Traveling Expenses</b>		<b>898,080.00</b>	<b>25,622.00</b>	<b>31,060.00</b>	<b>867,020.00</b>
Tra Travel Expenses-Local	50201010 00	898,080.00	25,622.00	31,060.00	867,020.00
Tra Travel Expenses-Foreign	50201020 00	-	-	-	-
<b>Training and Scholarship Expenses</b>		<b>940,000.00</b>	<b>-</b>	<b>-</b>	<b>940,000.00</b>
Training Expenses	50202010 00	940,000.00	-	-	940,000.00
Scholarship Expenses	50202020 00	-	-	-	-
<b>Supplies and Materials Expenses</b>		<b>319,627.60</b>	<b>25,420.00</b>	<b>94,643.20</b>	<b>224,984.40</b>
Office Supplies Expenses	50203010 00	114,838.28	-	50,000.00	64,838.28
Gasoline, Oil and Lubricants Expenses	50203090 00	40,000.00	6,020.00	25,243.20	14,756.80
Semi Expendable Machinery & Equipment	50203210 00	-	-	-	-
Machinery	50203210 01	-	-	-	-
Office Equipment	50203210 02	25,000.00	19,400.00	19,400.00	5,600.00
ICT Equipment	50203210 03	117,289.32	-	-	117,289.32
Other Supplies Expenses	50203990 00	22,500.00	-	-	22,500.00
<b>Communication Expenses</b>		<b>72,000.00</b>	<b>-</b>	<b>-</b>	<b>72,000.00</b>
Postage and Deliveries	50205010 00	-	-	-	-
Telephone Expenses-Mobile	50205020 01	72,000.00	-	-	72,000.00
Telephone Expenses-Landline	50205020 02	-	-	-	-
Internet expenses	50205030 00	-	-	-	-
<b>Professional Services</b>		<b>4,471,625.04</b>	<b>-</b>	<b>3,928,750.08</b>	<b>542,874.96</b>
Other Professional Services	50211990 00	4,471,625.04	-	3,928,750.08	542,874.96
<b>General Services</b>		<b>400,000.00</b>	<b>-</b>	<b>400,000.00</b>	<b>-</b>
Janitorial Services	50212020 00	100,000.00	-	100,000.00	-
Security Services	50212030 00	300,000.00	-	300,000.00	-
Other General Services	50212990 00	-	-	-	-
<b>Repairs &amp; Maintenance</b>		<b>80,000.00</b>	<b>-</b>	<b>-</b>	<b>80,000.00</b>
RM - Motor Vehicle	50213060 01	80,000.00	-	-	80,000.00
<b>Financial Assistance/Subsidy</b>		<b>67,950,000.00</b>	<b>67,950,000.00</b>	<b>67,950,000.00</b>	<b>-</b>
Subsidies - Others	50214990 00	67,950,000.00	67,950,000.00	67,950,000.00	-
<b>Taxes, Insurance Premiums and Other Fees</b>		<b>30,000.00</b>	<b>30,000.00</b>	<b>30,000.00</b>	<b>-</b>
Fidelity Bond Premiums	50215020 00	30,000.00	30,000.00	30,000.00	-
<b>Other Maintenance and Operating Expenses</b>		<b>941,270.00</b>	<b>2,000.00</b>	<b>70,600.00</b>	<b>870,670.00</b>
Advertising Expense	50299010 00	440,000.00	-	-	440,000.00
Printing & Publication Expenses	50299020 00	-	-	-	-
Representation Expenses	50299030 00	231,770.00	-	68,600.00	163,170.00
Rents - Motor Vehicles	50299050 03	225,500.00	-	-	225,500.00
Other MOOE	50299990 99	44,000.00	2,000.00	2,000.00	42,000.00
<b>Sub-total, MOOE</b>		<b>76,102,602.64</b>	<b>68,033,042.00</b>	<b>72,505,053.28</b>	<b>3,597,549.36</b>
<b>Total, CLIMATE CHANGE</b>		<b>76,102,602.64</b>	<b>68,033,042.00</b>	<b>72,505,053.28</b>	<b>3,597,549.36</b>

**DEPARTMENT OF SOCIAL WELFARE AND DEVELOPMENT  
STATUS OF ALLOTMENT, OBLIGATIONS INCURRED AND BALANCES  
FUND 101 - REGULAR APPROPRIATIONS**

**FIELD OFFICE II**

**As of MARCH 31, 2025**

PROGRAMS/ACTIVITIES/PROJECTS	OBJECT CODE	ADJUSTED ALLOTMENT	OBLIGATIONS INCURRED	TOTAL OBLIGATIONS INCURRED	Unobligated Balance of Allotment
			This Report March		
<b>330100100003000 - Quick Response Fund</b>					
<b>Maint. &amp; Other Operating Expenses</b>					
Supplies and Materials Expenses	50203060 00	72,768,000.00	4,368,000.00	72,768,000.00	-
Welfare Goods Expenses		72,768,000.00	4,368,000.00	72,768,000.00	-
Other Maintenance and Operating Expenses	50299050 01	2,837,500.00	955,000.00	2,837,500.00	-
Rents - Buildings & Structures		2,837,500.00	955,000.00	2,837,500.00	-
<b>Sub-total, MOOE</b>		<b>75,605,500.00</b>	<b>5,323,000.00</b>	<b>75,605,500.00</b>	<b>-</b>
<b>Total, QRF</b>		<b>75,605,500.00</b>	<b>5,323,000.00</b>	<b>75,605,500.00</b>	<b>-</b>

**DEPARTMENT OF SOCIAL WELFARE AND DEVELOPMENT  
STATUS OF ALLOTMENT, OBLIGATIONS INCURRED AND BALANCES  
FUND 101 - REGULAR APPROPRIATIONS**

**FIELD OFFICE II**

**As of MARCH 31, 2025**

PROGRAMS/ACTIVITIES/PROJECTS	OBJECT CODE	ADJUSTED ALLOTMENT	OBLIGATIONS INCURRED	TOTAL OBLIGATIONS INCURRED	Unobligated Balance of Allotment
			This Report March		
200000200001000 - National Household Targeting System for Poverty Reduction					
DIRECT RELEASE					
Personal Services					
Salaries and Wages					
Salaries and Wages - Regular	50101010 01	-		-	-
Salaries and Wages - Casual/Contractual	50101020 00	5,125,000.00	445,504.22	1,140,893.66	3,984,106.34
Sub-total, PS		5,125,000.00	445,504.22	1,140,893.66	3,984,106.34
Maint. & Other Operating Expenses					
Traveling Expenses		300,000.00	17,087.00	63,960.00	236,040.00
Tra' Travel Expenses-Local	50201010 00	300,000.00	17,087.00	63,960.00	236,040.00
Tra' Travel Expenses-Foreign	50201020 00	-		-	-
Training and Scholarship Expenses		70,000.00	-	-	70,000.00
Training Expenses	50202010 00	70,000.00		-	70,000.00
Scholarship Expenses	50202020 00	-		-	-
Supplies and Materials Expenses		112,000.00	-	37,000.00	75,000.00
Office Supplies Expenses	50203010 00	100,000.00		25,000.00	75,000.00
Gasoline, Oil and Lubricants Expenses	50203090 00	12,000.00		12,000.00	-
Other Supplies Expenses	50203990 00	-		-	-
Utility Expenses		54,000.00	-	54,000.00	-
Water Expenses	50204010 00	27,000.00		27,000.00	-
Electricity Expenses	50204020 00	27,000.00		27,000.00	-
Communication Expenses		74,000.00	-	9,163.78	64,836.22
Postage and Deliveries	50205010 00	12,000.00		-	12,000.00
Telephone Expenses-Mobile	50205020 01	35,000.00		-	35,000.00
Telephone Expenses-Landline	50205020 02	27,000.00		9,163.78	17,836.22
Other Maintenance and Operating Expenses		100,000.00	-	45,000.00	55,000.00
Advertising Expense	50299010 00	-		-	-
Printing & Publication Expenses	50299020 00	-		-	-
Representation Expenses	50299030 00	100,000.00		45,000.00	55,000.00
Sub-total, MOOE		710,000.00	17,087.00	209,123.78	500,876.22
TOTAL, PS, MOOE, FE & Capital Outlay		5,835,000.00	462,591.22	1,350,017.44	4,484,982.56
Add: Life and Retirement Insurance Cont.	50103010 00	-		-	-
Total, Direct Release		5,835,000.00	462,591.22	1,350,017.44	4,484,982.56
CENTRALLY-MANAGED FUND (SAA)					
Maint. & Other Operating Expenses					
Professional Services		341,820.00	-	341,820.00	-
Other Professional Services	50211990 00	341,820.00		341,820.00	-
Sub-total, MOOE		341,820.00	-	341,820.00	-
TOTAL, PS, MOOE, FE & Capital Outlay		341,820.00	-	341,820.00	-
Total, CMF		341,820.00	-	341,820.00	-

**DEPARTMENT OF SOCIAL WELFARE AND DEVELOPMENT  
STATUS OF ALLOTMENT, OBLIGATIONS INCURRED AND BALANCES  
FUND 101 - REGULAR APPROPRIATIONS**

**FIELD OFFICE II**

**As of MARCH 31, 2025**

PROGRAMS/ACTIVITIES/PROJECTS	OBJECT CODE	ADJUSTED ALLOTMENT	OBLIGATIONS INCURRED	TOTAL OBLIGATIONS INCURRED	Unobligated Balance of Allotment
			This Report March		
340100100001000 - Standards-setting, Licensing, Accreditation and Monitoring Services					
Maint. & Other Operating Expenses					
Travelling Expenses		54,000.00	7,820.00	17,418.00	36,582.00
Tra' Travel Expenses-Local	50201010 00	54,000.00	7,820.00	17,418.00	36,582.00
Tra' Travel Expenses-Foreign	50201020 00	-		-	-
Training and Scholarship Expenses		124,860.00	7,830.00	7,830.00	117,030.00
Training Expenses	50202010 00	124,860.00	7,830.00	7,830.00	117,030.00
Scholarship Expenses	50202020 00	-		-	-
Supplies and Materials Expenses		15,000.00	-	5,000.00	10,000.00
Office Supplies Expenses	50203010 00	15,000.00		5,000.00	10,000.00
Other Maintenance and Operating Expenses		100,000.00	5,000.00	5,000.00	95,000.00
Advertising Expense	50299010 00	-		-	-
Printing & Publication Expenses	50299020 00	-		-	-
Representation Expenses	50299030 00	100,000.00	5,000.00	5,000.00	95,000.00
Sub-total, MOOE		293,860.00	20,650.00	35,248.00	258,612.00
TOTAL, PS, MOOE, FE & Capital Outlay		293,860.00	20,650.00	35,248.00	258,612.00
Total, Standards-Setting		293,860.00	20,650.00	35,248.00	258,612.00

**DEPARTMENT OF SOCIAL WELFARE AND DEVELOPMENT  
STATUS OF ALLOTMENT, OBLIGATIONS INCURRED AND BALANCES  
FUND 101 - REGULAR APPROPRIATIONS**

**FIELD OFFICE II**

As of MARCH 31, 2025

PROGRAMS/ACTIVITIES/PROJECTS	OBJECT CODE	ADJUSTED ALLOTMENT	IGATIONS INCUR	TOTAL OBLIGATIONS INCURRED	Unobligated Balance of Allotment
			This Report March		
350100100001000 - Provision of technical/advisory assistance and other related support services					
DIRECT RELEASE					
Personal Services					
Salaries and Wages					
Salaries and Wages - Regular	50101010 01	40,265,000.00	4,124,866.74	11,963,119.74	28,301,880.26
Salaries and Wages - Casual/Contractual	50101020 00	1,797,000.00	62,563.16	159,194.61	1,637,805.39
Other Compensation		-			-
Personnel Economic Relief Allowance (PE	50102010 01	2,208,000.00	186,818.19	559,818.19	1,648,181.81
Representation Allowance (RA)	50102020 00	378,000.00	37,500.00	112,500.00	265,500.00
Transportation Allowance (TA)	50102030 01	378,000.00	37,500.00	112,500.00	265,500.00
Clothing/Uniform Allowance	50102040 01	644,000.00	637,000.00	637,000.00	7,000.00
Subsistence		-		-	-
Magna Carta for Public Health Workers	50102050 03	18,000.00	-	-	18,000.00
Magna Carta for Public Social Workers	50102050 04	432,000.00	12,725.00	12,725.00	419,275.00
Laundry Allowance		-		-	-
Civilian	50102060 01	-	-	-	-
Magna Carta for Public Health Workers	50102060 04	2,000.00	-	-	2,000.00
Hazard Pay		-		-	-
Hazard Pay	50102110 01	-	-	-	-
Magna Carta for Public Social Workers	50102110 06	2,417,000.00	-	-	2,417,000.00
Longevity Pay		-		-	-
Civilian	50102120 01	-	-	-	-
Magna Carta for Public Social Workers	50102120 05	-	-	-	-
Mid-year Bonus	50102990 36	3,355,000.00	-	-	3,355,000.00
Year-end Bonus	50102140 01	3,355,000.00	-	-	3,355,000.00
Cash Gift	50102150 01	460,000.00	-	-	460,000.00
Other Bonuse and Allowance		-		-	-
Productivity Enhancement Incentive	50102990 12	460,000.00	-	-	460,000.00
Performance Based Bonus	50102990 14	-	-	-	-
Personnel Benefit Contributions		-			-
Pag-ibig Contributions	50103020 01	221,000.00	18,400.00	55,200.00	165,800.00
Philhealth Contributions	50103030 01	981,000.00	90,608.41	269,298.26	711,701.74
Employees Compensation Insurance Pren	50103040 01	110,000.00	9,200.00	27,900.00	82,100.00
Other Personnel Benefits		-			-
Lumpsum for Step Increments-Length of S	50104990 10	101,000.00	3,259.26	3,296.13	97,703.87
Other Personnel Benefits	50104990 99	90,000.00	822,000.00	827,000.00	(737,000.00)
Sub-total, PS		57,672,000.00	6,042,440.76	14,739,551.93	42,932,448.07
Maint. & Other Operating Expenses					
Traveling Expenses		204,000.00	46,887.16	113,187.16	90,812.84
Tra Travel Expenses-Local	50201010 00	204,000.00	46,887.16	113,187.16	90,812.84
Tra Travel Expenses-Foreign	50201020 00	-		-	-
Training and Scholarship Expenses		285,000.00	-	5,000.00	280,000.00
Training Expenses	50202010 00	285,000.00		5,000.00	280,000.00
Scholarship Expenses	50202020 00	-		-	-
Supplies and Materials Expenses		530,000.00	-	-	530,000.00
Office Supplies Expenses	50203010 00	300,000.00		-	300,000.00
Medical, Dental and Laboratory Supplies E	50203080 00	150,000.00		-	150,000.00
Semi Expendable Machinery & Equipment	50203210 00	-		-	-
Machinery	50203210 01	-		-	-
Office Equipment	50203210 02	30,000.00		-	30,000.00
Other Supplies Expenses	50203990 00	50,000.00		-	50,000.00
Communication Expenses		233,000.00	-	-	233,000.00
Postage and Deliveries	50205010 00	-		-	-
Telephone Expenses-Mobile	50205020 01	123,000.00		-	123,000.00
Telephone Expenses-Landline	50205020 02	110,000.00		-	110,000.00
Extraordinary & Miscellaneous Expense	50210030 00	138,000.00	11,300.00	33,900.00	102,100.00
Professional Services		694,000.00	-	560,700.00	133,300.00
Other Professional Services	50211990 00	694,000.00		560,700.00	133,300.00
Other Maintenance and Operating Expenses		1,373,000.00	116,960.00	194,904.00	1,178,096.00
Advertising Expense	50299010 00	473,000.00		-	473,000.00
Representation Expenses	50299030 00	646,000.00		71,584.00	574,416.00
Rents - Motor Vehicles	50299050 03	50,000.00		-	50,000.00
Rents - Living Quarters	50299050 05	54,000.00		-	54,000.00
Other MOOE	50299990 99	150,000.00	116,960.00	123,320.00	26,680.00
Sub-total, MOOE		3,455,000.00	175,147.16	907,691.16	2,547,308.84
TOTAL, PS, MOOE, FE & Capital Outlay		61,127,000.00	6,217,587.92	15,647,243.09	45,479,756.91
Add: Life and Retirement Insurance Cont.	50103010 00	4,832,000.00	449,660.92	1,352,695.42	3,479,304.58
Total, Direct Release		65,959,000.00	6,667,248.84	16,999,938.51	48,959,061.49

<b>CENTRALLY-MANAGED FUND (SAA)</b>					
<b>Maint. &amp; Other Operating Expenses</b>					
Traveling Expenses		600,000.00	-	-	600,000.00
Tra Travel Expenses-Local	50201010 00	600,000.00		-	600,000.00
Tra Travel Expenses-Foreign	50201020 00	-		-	-
Training and Scholarship Expenses		394,280.00	-	-	394,280.00
Training Expenses	50202010 00	394,280.00		-	394,280.00
Scholarship Expenses	60202020 00	-		-	-
Awards/Rewards and Prizes		312,500.00	-	-	312,500.00
Awards/Rewards Expense	50206010 01	312,500.00		-	312,500.00
Professional Services		454,428.00	-	402,809.00	51,619.00
Other Professional Services	60211990 00	454,428.00		402,809.00	51,619.00
Other Maintenance and Operating Expenses		131,250.00	-	-	131,250.00
Representation Expenses	50299030 00	131,250.00		-	131,250.00
<b>Sub-total, MOOE</b>		<b>1,892,458.00</b>	<b>-</b>	<b>402,809.00</b>	<b>1,489,649.00</b>
<b>Total, CMF</b>		<b>1,892,458.00</b>	<b>-</b>	<b>402,809.00</b>	<b>1,489,649.00</b>



**DEPARTMENT OF SOCIAL WELFARE AND DEVELOPMENT  
STATUS OF ALLOTMENT, OBLIGATIONS INCURRED AND BALANCES  
FUND 101 - REGULAR APPROPRIATIONS**

**FIELD OFFICE II**

**As of MARCH 31, 2025**

PROGRAMS/ACTIVITIES/PROJECTS	OBJECT CODE	ADJUSTED ALLOTMENT	GATIONS INCUR	TOTAL OBLIGATIONS INCURRED	Unobligated Balance of Allotment
			This Report March		
<b>350100100002000 - Provision of Capability Training Programs</b>					
<b>Maint. &amp; Other Operating Expenses</b>					
<b>Training and Scholarship Expenses</b>		<b>204,880.00</b>	-	-	<b>204,880.00</b>
Training Expenses	50202010 00	204,880.00		-	204,880.00
<b>Sub-total, MOOE</b>		<b>204,880.00</b>	-	-	<b>204,880.00</b>
<b>Total, Cap. Training Programs</b>		<b>204,880.00</b>	-	-	<b>204,880.00</b>

**DEPARTMENT OF SOCIAL WELFARE AND DEVELOPMENT  
STATUS OF ALLOTMENT, OBLIGATIONS INCURRED AND BALANCES  
FUND 101 - REGULAR APPROPRIATIONS**

**FIELD OFFICE II**

**As of MARCH 31, 2025**

PROGRAMS/ACTIVITIES/PROJECTS	OBJECT CODE	ADJUSTED ALLOTMENT	This Report March	TOTAL	Unobligated
				OBLIGATIONS INCURRED	Balance of Allotment
310100200001000 - KALAHI-CIDSS-KKB					
Maint. & Other Operating Expenses					
Traveling Expenses		1,202,344.00	395,189.74	542,959.24	659,384.76
Tra Travel Expenses-Local	50201010 00	1,202,344.00	395,189.74	542,959.24	659,384.76
Training and Scholarship Expenses		2,787,900.00	94,700.00	94,700.00	2,693,200.00
Training Expenses	50202010 00	2,787,900.00	94,700.00	94,700.00	2,693,200.00
Supplies and Materials Expenses		286,000.00	-	42,610.69	243,389.31
Office Supplies Expenses	50203010 00	286,000.00	-	42,610.69	243,389.31
Communication Expenses		286,200.00	-	-	286,200.00
Telephone Expenses-Mobile	50205020 01	286,200.00	-	-	286,200.00
Professional Services		19,399,608.56	367,428.41	17,375,543.99	2,024,064.57
Other Professional Services	50211990 00	19,399,608.56	367,428.41	17,375,543.99	2,024,064.57
Financial Assistance/Subsidy		46,800,000.00	4,800,000.00	4,800,000.00	42,000,000.00
Subsidies - Others	50214990 00	46,800,000.00	4,800,000.00	4,800,000.00	42,000,000.00
Taxes, Insurance Premiums and Other Fees		75,000.00	-	-	75,000.00
Fidelity Bond Premiums	50215020 00	75,000.00	-	-	75,000.00
Other Maintenance and Operating Expenses		491,004.00	170,000.00	170,000.00	321,004.00
Printing & Publication Expenses	50299020 00	296,004.00	-	-	296,004.00
Representation Expenses	50299030 00	25,000.00	-	-	25,000.00
Rents - Motor Vehicles	50299050 03	170,000.00	170,000.00	170,000.00	-
Sub-total, MOOE		71,328,056.56	6,827,318.15	23,025,813.92	48,302,242.64
TOTAL, PS, MOOE, FE & Capital Outlay					
		71,328,056.56	6,827,318.15	23,025,813.92	48,302,242.64
Add: Life and Retirement Insurance Cont.	50103010 00	-	-	-	-
Total,		71,328,056.56	6,827,318.15	23,025,813.92	48,302,242.64
LOCAL PROJECTS TO IMPROVE & INCREASE ACCESS TO BASIC SERVICES IN COMMUNITIES					
Maint. & Other Operating Expenses					
Traveling Expenses		902,344.00	373,319.74	621,089.24	381,254.76
Tra Travel Expenses-Local	50201010 00	902,344.00	373,319.74	621,089.24	381,254.76
Training and Scholarship Expenses		2,216,900.00	94,700.00	94,700.00	2,122,200.00
Training Expenses	50202010 00	2,216,900.00	94,700.00	94,700.00	2,122,200.00
Supplies and Materials Expenses		216,000.00	-	42,610.69	173,389.31
Office Supplies Expenses	50203010 00	216,000.00	-	42,610.69	173,389.31
Communication Expenses		232,200.00	-	-	232,200.00
Telephone Expenses-Mobile	50205020 01	232,200.00	-	-	232,200.00
Professional Services		16,707,397.00	367,428.41	15,064,408.77	1,642,988.23
Other Professional Services	50211990 00	16,707,397.00	367,428.41	15,064,408.77	1,642,988.23
Financial Assistance/Subsidy		30,000,000.00	-	-	30,000,000.00
Subsidies - Others	50214990 00	30,000,000.00	-	-	30,000,000.00
Other Maintenance and Operating Expenses		296,004.00	-	-	296,004.00
Printing & Publication Expenses	50299020 00	296,004.00	-	-	296,004.00
Sub-total, MOOE		50,570,845.00	835,448.15	16,722,808.70	34,848,036.30
Total,					
		50,570,845.00	835,448.15	16,722,808.70	34,848,036.30
CASH FOR WORK FOR PERSONS WITH DISABILITIES PROGRAM					
Maint. & Other Operating Expenses					
Traveling Expenses		120,000.00	-	-	120,000.00
Tra Travel Expenses-Local	50201010 00	120,000.00	-	-	120,000.00
Supplies and Materials Expenses		70,000.00	-	-	70,000.00
Office Supplies Expenses	50203010 00	70,000.00	-	-	70,000.00
Communication Expenses		14,400.00	-	-	14,400.00
Telephone Expenses-Mobile	50205020 01	14,400.00	-	-	14,400.00
Professional Services		739,574.20	-	587,011.47	152,562.73
Other Professional Services	50211990 00	739,574.20	-	587,011.47	152,562.73
Financial Assistance/Subsidy		4,800,000.00	4,800,000.00	4,800,000.00	-
Subsidies - Others	50214990 00	4,800,000.00	4,800,000.00	4,800,000.00	-
Taxes, Insurance Premiums and Other Fees		22,500.00	-	-	22,500.00
Fidelity Bond Premiums	50215020 00	22,500.00	-	-	22,500.00
Labor and Wages	50216010 00	-	-	-	-
Other Maintenance and Operating Expenses		195,000.00	170,000.00	170,000.00	25,000.00
Representation Expenses	50299030 00	25,000.00	-	-	25,000.00
Rents - Motor Vehicles	50299050 03	170,000.00	170,000.00	170,000.00	-
Sub-total, MOOE		6,961,474.20	4,970,000.00	5,557,011.47	404,462.73
Total,					
		6,961,474.20	4,970,000.00	5,557,011.47	404,462.73

CASH FOR WORK FOR STUDENTS/NEW GRADUATES AND FAMILIES UNDER DIFF. CIRCUMSTANCES OR AFFECTED BY CALAMITIES					
<b>Maint. &amp; Other Operating Expenses</b>					
Traveling Expenses		180,000.00	21,870.00	21,870.00	158,130.00
Tra Travel Expenses-Local	50201010 00	180,000.00	21,870.00	21,870.00	158,130.00
Training and Scholarship Expenses		571,000.00	-	-	571,000.00
Training Expenses	50202010 00	571,000.00	-	-	571,000.00
Communication Expenses		39,600.00	-	-	39,600.00
Telephone Expenses-Mobile	50205020 01	39,600.00	-	-	39,600.00
Professional Services		1,952,637.36	-	1,724,123.75	228,513.61
Other Professional Services	50211990 00	1,952,637.36	-	1,724,123.75	228,513.61
Financial Assistance/Subsidy		12,000,000.00	-	-	12,000,000.00
Subsidies - Others	50214990 00	12,000,000.00	-	-	12,000,000.00
Taxes, Insurance Premiums and Other Fees		52,500.00	-	-	52,500.00
Fidelity Bond Premiums	50215020 00	52,500.00	-	-	52,500.00
<b>Sub-total, MOOE</b>		<b>14,795,737.36</b>	<b>21,870.00</b>	<b>1,745,993.75</b>	<b>13,049,743.61</b>
<b>Total,</b>		<b>14,795,737.36</b>	<b>21,870.00</b>	<b>1,745,993.75</b>	<b>13,049,743.61</b>

**DEPARTMENT OF SOCIAL WELFARE AND DEVELOPMENT**  
**STATUS OF ALLOTMENT, OBLIGATIONS INCURRED AND BALANCES**  
**FUND 101 - REGULAR APPROPRIATIONS**

**FIELD OFFICE II**

**As of MARCH 31, 2025**

PROGRAMS/ACTIVITIES/PROJECTS	OBJECT CODE	ADJUSTED ALLOTMENT	OBLIGATIONS INCURRED	TOTAL OBLIGATIONS INCURRED	Unobligated Balance of Allotment
			This Report March		
320104200005000 - Philippine Food STAMP (Strategic Transfer and Alternative Measures Program)					
Maint. & Other Operating Expenses					
Traveling Expenses		203,635.00	1,250.00	203,465.95	169.05
Tra' Travel Expenses-Local	50201010 00	203,635.00	1,250.00	203,465.95	169.05
Tra' Travel Expenses-Foreign	50201020 00	-		-	-
Training and Scholarship Expenses		15,000.00	-	-	15,000.00
Training Expenses	50202010 00	15,000.00		-	15,000.00
Scholarship Expenses	50202020 00	-		-	-
Supplies and Materials Expenses		50,000.00	-	50,000.00	-
Office Supplies Expenses	50203010 00	50,000.00		50,000.00	-
Utility Expenses		19,500.00	-	5,500.00	14,000.00
Water Expenses	50204010 00	5,500.00		5,500.00	-
Electricity Expenses	50204020 00	14,000.00		-	14,000.00
Communication Expenses		85,872.27	-	12,072.27	73,800.00
Postage and Deliveries	50205010 00	-		-	-
Telephone Expenses-Mobile	50205020 01	73,800.00		-	73,800.00
Telephone Expenses-Landline	50205020 02	-		-	-
Internet expenses	50205030 00	12,072.27		12,072.27	-
Professional Services		5,368,289.88	-	5,368,289.88	-
Other Professional Services	50211990 00	5,368,289.88		5,368,289.88	-
Other Maintenance and Operating Expenses		132,000.00	(1,325.00)	90,400.00	41,600.00
Representation Expenses	50299030 00	40,000.00	(1,325.00)	40,000.00	-
Rents - Motor Vehicles	50299050 03	37,500.00		-	37,500.00
Other MOOE	50299990 99	54,500.00		50,400.00	4,100.00
Sub-total, MOOE		5,874,297.15	(75.00)	5,729,728.10	144,569.05
Total, Food STAMP		5,874,297.15	(75.00)	5,729,728.10	144,569.05

**DEPARTMENT OF SOCIAL WELFARE AND DEVELOPMENT**  
**STATUS OF ALLOTMENT, OBLIGATIONS INCURRED AND BALANCES**  
**FUND 101 - REGULAR APPROPRIATIONS**

**FIELD OFFICE II**

**As of MARCH 31, 2025**

PROGRAMS/ACTIVITIES/PROJECTS	OBJECT CODE	ADJUSTED ALLOTMENT	This Report March	TOTAL OBLIGATIONS INCURRED	Unobligated Balance of Allotment
<b>320104200008000 - Pag-Abot Program</b>					
<b>Maint. &amp; Other Operating Expenses</b>					
Traveling Expenses		1,047,695.72	31,692.00	160,245.00	887,450.72
Tra Travel Expenses-Local	50201010 00	1,047,695.72	31,692.00	160,245.00	887,450.72
Tra Travel Expenses-Foreign	50201020 00	-	-	-	-
Training and Scholarship Expenses		702,500.00	3,876.00	3,876.00	698,624.00
Training Expenses	50202010 00	702,500.00	3,876.00	3,876.00	698,624.00
Scholarship Expenses	50202020 00	-	-	-	-
Communication Expenses		104,400.00	-	-	104,400.00
Postage and Deliveries	50205010 00	-	-	-	-
Telephone Expenses-Mobile	50205020 01	104,400.00	-	-	104,400.00
Professional Services		5,039,236.08	-	4,887,244.40	151,991.68
Other Professional Services	50211990 00	5,039,236.08	-	4,887,244.40	151,991.68
Financial Assistance/Subsidy		6,616,000.00	-	-	6,616,000.00
Subsidies - Others	50214990 00	6,616,000.00	-	-	6,616,000.00
Other Maintenance and Operating Expenses		90,000.00	5,400.00	5,400.00	84,600.00
Advertising Expense	50299010 00	-	-	-	-
Printing & Publication Expenses	50299020 00	-	-	-	-
Representation Expenses	50299030 00	90,000.00	5,400.00	5,400.00	84,600.00
<b>Sub-total, MOOE</b>		<b>13,598,831.80</b>	<b>40,968.00</b>	<b>6,056,765.40</b>	<b>8,543,066.40</b>
<b>Total, PAG-ABOT</b>		<b>13,598,831.80</b>	<b>40,968.00</b>	<b>6,056,765.40</b>	<b>8,543,066.40</b>
<b>Pag-Abot NPMO</b>					
<b>Maint. &amp; Other Operating Expenses</b>					
Traveling Expenses		1,000,000.00	31,692.00	160,245.00	839,755.00
Tra Travel Expenses-Local	50201010 00	1,000,000.00	31,692.00	160,245.00	839,755.00
Tra Travel Expenses-Foreign	50201020 00	-	-	-	-
Training and Scholarship Expenses		102,500.00	3,876.00	3,876.00	98,624.00
Training Expenses	50202010 00	102,500.00	3,876.00	3,876.00	98,624.00
Communication Expenses		72,000.00	-	-	-
Postage and Deliveries	50205010 00	-	-	-	-
Telephone Expenses-Mobile	50205020 01	72,000.00	-	-	72,000.00
Professional Services		3,465,046.08	-	3,465,046.08	-
Other Professional Services	50211990 00	3,465,046.08	-	3,465,046.08	-
Financial Assistance/Subsidy		2,616,000.00	-	-	2,616,000.00
Subsidies - Others	50214990 00	2,616,000.00	-	-	2,616,000.00
Other Maintenance and Operating Expenses		90,000.00	5,400.00	5,400.00	84,600.00
Advertising Expense	50299010 00	-	-	-	-
Printing & Publication Expenses	50299020 00	-	-	-	-
Representation Expenses	50299030 00	90,000.00	5,400.00	5,400.00	84,600.00
<b>Sub-total, MOOE</b>		<b>7,345,546.08</b>	<b>40,968.00</b>	<b>3,634,567.08</b>	<b>3,638,979.00</b>
<b>Total,</b>		<b>7,345,546.08</b>	<b>40,968.00</b>	<b>3,634,567.08</b>	<b>3,638,979.00</b>
<b>KALAHI CIDSS - Community Assistance and Capacity Building of Communities and LGUs per SO No. 210, series 2025</b>					
<b>Maint. &amp; Other Operating Expenses</b>					
Traveling Expenses		47,695.72	-	-	47,695.72
Tra Travel Expenses-Local	50201010 00	47,695.72	-	-	47,695.72
Tra Travel Expenses-Foreign	50201020 00	-	-	-	-
Training and Scholarship Expenses		600,000.00	-	-	600,000.00
Training Expenses	50202010 00	600,000.00	-	-	600,000.00
Scholarship Expenses	50202020 00	-	-	-	-
Communication Expenses		32,400.00	-	-	32,400.00
Postage and Deliveries	50205010 00	-	-	-	-
Telephone Expenses-Mobile	50205020 01	32,400.00	-	-	32,400.00
Professional Services		1,574,190.00	-	1,422,198.32	151,991.68
Legal Services	50211010 00	-	-	-	-
Auditing Services	50211020 00	-	-	-	-
Consultancy Services	50211030 00	-	-	-	-
Other Professional Services	50211990 00	1,574,190.00	-	1,422,198.32	151,991.68
Financial Assistance/Subsidy		4,000,000.00	-	-	4,000,000.00
Subsidy to National Government Agencies	50214010 00	-	-	-	-
Financial Assistance to NGAs	50214020 00	-	-	-	-
Financial Assistance to Local Government Units	50214030 00	-	-	-	-
Financial Assistance to NGOs/POs	50214050 00	-	-	-	-
Subsidies - Others	50214990 00	4,000,000.00	-	-	4,000,000.00
<b>Sub-total, MOOE</b>		<b>6,254,285.72</b>	<b>-</b>	<b>1,422,198.32</b>	<b>4,832,087.40</b>
<b>Total,</b>		<b>6,254,285.72</b>	<b>-</b>	<b>1,422,198.32</b>	<b>4,832,087.40</b>

**DEPARTMENT OF SOCIAL WELFARE AND DEVELOPMENT  
STATUS OF ALLOTMENT, OBLIGATIONS INCURRED AND BALANCES  
FUND 101 - REGULAR APPROPRIATIONS**

**FIELD OFFICE II**

**As of MARCH 31, 2025**

PROGRAMS/ACTIVITIES/PROJECTS	OBJECT CODE	ADJUSTED ALLOTMENT	OIGATIONS INCUR	TOTAL OBLIGATIONS INCURRED	Unobligated Balance of Allotment
			This Report March		
320104200006000 - Ayuda sa Kapos ang Kita Program (AKAP)					
Maint. & Other Operating Expenses					
Traveling Expenses		3,300,000.00	-	-	3,300,000.00
Tra Travel Expenses-Local	50201010 00	3,300,000.00		-	3,300,000.00
Tra Travel Expenses-Foreign	50201020 00	-		-	-
Supplies and Materials Expenses		5,500,000.00	-	-	5,500,000.00
Office Supplies Expenses	50203010 00	5,000,000.00		-	5,000,000.00
Gasoline, Oil and Lubricants Expense	50203090 00	500,000.00		-	500,000.00
Professional Services		19,590,420.00	-	-	19,590,420.00
Other Professional Services	50211990 00	19,590,420.00		-	19,590,420.00
Financial Assistance/Subsidy		220,000,000.00	28,000,000.00	28,000,000.00	192,000,000.00
Subsidies - Others	50214990 00	220,000,000.00	28,000,000.00	28,000,000.00	192,000,000.00
Taxes, Insurance Premiums and Other Fees		675,000.00	-	-	675,000.00
Taxes, Duties and Licenses	50215010 00	-		-	-
Fidelity Bond Premiums	50215020 00	675,000.00		-	675,000.00
Other Maintenance and Operating Expenses		6,880,000.00	-	-	6,880,000.00
Representation Expenses	50299030 00	1,000,000.00		-	1,000,000.00
Rents - Motor Vehicles	50299050 03	1,800,000.00		-	1,800,000.00
Other MOOE	50299990 99	4,080,000.00		-	4,080,000.00
Sub-total, MOOE		255,945,420.00	28,000,000.00	28,000,000.00	227,945,420.00
Total, AKAP		255,945,420.00	28,000,000.00	28,000,000.00	227,945,420.00

**DEPARTMENT OF SOCIAL WELFARE AND DEVELOPMENT  
STATUS OF ALLOTMENT, OBLIGATIONS INCURRED AND BALANCES  
FUND 101 - REGULAR APPROPRIATIONS**

**FIELD OFFICE II**

**As of MARCH 31, 2025**

PROGRAMS/ACTIVITIES/PROJECTS	OBJECT CODE	ADJUSTED ALLOTMENT		TOTAL OBLIGATIONS INCURRED	Unobligated Balance of Allotment
			This Report March		
<b>1. Retirement &amp; Life Insurance Premium Summary</b>					
<b>Personal Services</b>					
Salaries and Wages					
Salaries and Wages - Regular	50101010 01	-	-	-	-
Salaries and Wages - Casual/Contractual	50101020 00	-	-	-	-
Personnel Benefit Contributions					
Life and Retirement Insurance Contributions	50103010 00	491,000.00	-	-	491,000.00
<b>Sub-total, PS</b>		491,000.00	-	-	491,000.00
<b>Total, RLIP</b>		491,000.00	-	-	491,000.00
<b>SARO-BMB-B-25-0002693</b>					
<b>Personal Services</b>					
Personnel Benefit Contributions					
Life and Retirement Insurance Contributions	50103010 00	491,000.00	-	-	491,000.00
<b>Sub-total, PS</b>		491,000.00	-	-	491,000.00
<b>Total,</b>		491,000.00	-	-	491,000.00


**DEPARTMENT OF SOCIAL WELFARE AND DEVELOPMENT  
STATUS OF ALLOTMENT, OBLIGATIONS INCURRED AND BALANCES  
FUND 101 - REGULAR APPROPRIATIONS**

**FIELD OFFICE II**


**As of MARCH 31, 2025**

PROGRAMS/ACTIVITIES/PROJECTS	OBJECT CODE	ADJUSTED ALLOTMENT	This Report	TOTAL OBLIGATIONS INCURRED	Unobligated Balance of Allotment
			March		
<b>1. Miscellaneous Personnel Benefits Fund Summary</b>					
<b>SARO No. BMB-B-25-0005252</b>					
<b>Personal Services</b>					
<b>Salaries and Wages</b>					
Salaries and Wages - Regular	50101010 01	4,879,000.00		-	4,879,000.00
Salaries and Wages - Casual/Contractual	50101020 00	-		-	-
<b>Sub-total, PS</b>		<b>4,879,000.00</b>	<b>-</b>	<b>-</b>	<b>4,879,000.00</b>
<b>Total,</b>		<b>4,879,000.00</b>	<b>-</b>	<b>-</b>	<b>4,879,000.00</b>

Prepared by:

  
**EUNICE D. VITEÑO**  
Financial Analyst III

Reviewed by:

  
**IBN BEN R. DEZA**  
Accountant III/ Head, Budget Section

Noted by:

  
**LUCIA SUYU-ALAN, RSW**  
Regional Director



**DEPARTMENT OF SOCIAL WELFARE AND DEVELOPMENT  
STATUS OF ALLOTMENT, OBLIGATIONS INCURRED AND BALANCES  
FUND 101 - REGULAR APPROPRIATIONS**

**FIELD OFFICE II**

**As of MARCH 31, 2025**

PROGRAMS/ACTIVITIES/PROJECTS	OBJECT CODE	ADJUSTED ALLOTMENT		TOTAL OBLIGATIONS INCURRED	Unobligated Balance of Allotment
			This Report February		
200000100002000 - Social Marketing Services					
CO CONTINUING					
Maint. & Other Operating Expenses					
Other Maintenance and Operating Expenses		115,000.00	-	-	115,000.00
Other MOOE	50299990 99	115,000.00		-	115,000.00
Sub-total, MOOE		115,000.00	-	-	115,000.00
Total, CO-CONT		115,000.00	-	-	115,000.00

**DEPARTMENT OF SOCIAL WELFARE AND DEVELOPMENT  
STATUS OF ALLOTMENT, OBLIGATIONS INCURRED AND BALANCES  
FUND 101 - REGULAR APPROPRIATIONS**

**FIELD OFFICE II**

**As of MARCH 31, 2025**

PROGRAMS/ACTIVITIES/PROJECTS	OBJECT CODE	ADJUSTED ALLOTMENT	OBLIGATIONS INCURRED	TOTAL OBLIGATIONS INCURRED	Unobligated Balance of Allotment
			This Report March		
<b>310100100001000 - Pantawid Pamilya</b>					
<b>CO CONTINUING</b>					
<b>Maint. &amp; Other Operating Expenses</b>					
<b>Traveling Expenses</b>		<b>23,437,751.00</b>	<b>1,515,734.00</b>	<b>2,180,843.00</b>	<b>21,256,908.00</b>
Travel Expenses-Local	50201010 00	23,437,751.00	1,515,734.00	2,180,843.00	21,256,908.00
<b>Supplies and Materials Expenses</b>		<b>3,206,939.00</b>	<b>7,800.00</b>	<b>607,800.00</b>	<b>2,599,139.00</b>
Office Supplies Expenses	50203010 00	2,906,939.00	-	550,000.00	2,356,939.00
Gasoline, Oil and Lubricants Expenses	50203090 00	200,000.00	-	-	200,000.00
Other Supplies Expenses	50203990 00	100,000.00	7,800.00	57,800.00	42,200.00
<b>Utility Expenses</b>		<b>1,600,000.00</b>	<b>407,854.85</b>	<b>741,686.47</b>	<b>858,313.53</b>
Water Expenses	50204010 00	100,000.00	42,633.58	44,809.28	55,190.72
Electricity Expenses	50204020 00	1,500,000.00	365,221.27	696,877.19	803,122.81
<b>Communication Expenses</b>		<b>3,348,400.00</b>	<b>17,029.79</b>	<b>17,029.79</b>	<b>3,331,370.21</b>
Postage and Deliveries	50205010 00	10,000.00	5,100.00	5,100.00	4,900.00
Telephone Expenses-Mobile	50205020 01	3,038,400.00	-	-	3,038,400.00
Telephone Expenses-Landline	50205020 02	150,000.00	1,929.79	1,929.79	148,070.21
Internet expenses	50205030 00	150,000.00	10,000.00	10,000.00	140,000.00
Cable, Satellite, Telegraph and Radio Expenses	50205040 00	-	-	-	-
<b>General Services</b>		<b>1,176,000.00</b>	<b>-</b>	<b>1,176,000.00</b>	<b>-</b>
Janitorial Services	50212020 00	-	-	-	-
Security Services	50212030 00	1,176,000.00	-	1,176,000.00	-
<b>Taxes, Insurance Premiums and Other Fees</b>		<b>177,500.00</b>	<b>4,380.00</b>	<b>6,260.00</b>	<b>171,240.00</b>
Taxes, Duties and Licenses	50215010 00	-	-	-	-
Fidelity Bond Premiums	50215020 00	7,500.00	-	-	7,500.00
Insurance Expenses	50215030 00	170,000.00	4,380.00	6,260.00	163,740.00
<b>Labor and Wages</b>	50216010 00	<b>-</b>	<b>-</b>	<b>-</b>	<b>-</b>
<b>Other Maintenance and Operating Expenses</b>		<b>4,702,400.00</b>	<b>64,213.25</b>	<b>1,081,122.25</b>	<b>3,621,277.75</b>
Advertising Expense	50299010 00	-	-	-	-
Printing & Publication Expenses	50299020 00	-	-	-	-
Representation Expenses	50299030 00	3,906,400.00	62,213.25	679,122.25	3,227,277.75
Transportation and Delivery Expenses	50299040 00	-	-	-	-
Rents - Buildings & Structures	50299050 01	746,000.00	-	396,000.00	350,000.00
Other MOOE	50299990 99	50,000.00	2,000.00	6,000.00	44,000.00
<b>Sub-total, MOOE</b>		<b>37,648,990.00</b>	<b>2,017,011.89</b>	<b>5,810,741.51</b>	<b>31,838,248.49</b>
<b>Total, CO-CONT</b>		<b>37,648,990.00</b>	<b>2,017,011.89</b>	<b>5,810,741.51</b>	<b>31,838,248.49</b>

**DEPARTMENT OF SOCIAL WELFARE AND DEVELOPMENT  
STATUS OF ALLOTMENT, OBLIGATIONS INCURRED AND BALANCES  
FUND 101 - REGULAR APPROPRIATIONS**

**FIELD OFFICE II**

As of MARCH 31, 2025

PROGRAMS/ACTIVITIES/PROJECTS	OBJECT CODE	ADJUSTED ALLOTMENT	OBLIGATIONS INCURRED	TOTAL OBLIGATIONS INCURRED	Unobligated Balance of Allotment
			This Report March		
310100100002000 - Sustainable Livelihood Program CO CONTINUING					
Maint. & Other Operating Expenses					
Other Maintenance and Operating Expenses		15,000.00	-	-	15,000.00
Other MOOE	50299990 99	15,000.00		-	15,000.00
Sub-total, MOOE		15,000.00	-	-	15,000.00
Total, CO-CONT		15,000.00	-	-	15,000.00

**DEPARTMENT OF SOCIAL WELFARE AND DEVELOPMENT  
STATUS OF ALLOTMENT, OBLIGATIONS INCURRED AND BALANCES  
FUND 101 - REGULAR APPROPRIATIONS**

**FIELD OFFICE II**

**As of MARCH 31, 2025**

PROGRAMS/ACTIVITIES/PROJECTS	OBJECT CODE	ADJUSTED ALLOTMENT	OBLIGATIONS INCURRED	TOTAL OBLIGATIONS INCURRED	Unobligated Balance of Allotment
			This Report March		
320102100001000 - Supplemental Feeding Program					
CENTRALLY-MANAGED FUND (SAA)					
CO CONTINUING					
Maint. & Other Operating Expenses					
Traveling Expenses		63,050.00	63,050.00	63,050.00	-
Tra Travel Expenses-Local	50201010 00	63,050.00	63,050.00	63,050.00	-
Other Maintenance and Operating Expenses		11,100.00	-	-	11,100.00
Rents - Motor Vehicles	50299050 03	11,100.00		-	11,100.00
Sub-total, MOOE		74,150.00	63,050.00	63,050.00	11,100.00
Total, CO-CONT		74,150.00	63,050.00	63,050.00	11,100.00

**DEPARTMENT OF SOCIAL WELFARE AND DEVELOPMENT  
STATUS OF ALLOTMENT, OBLIGATIONS INCURRED AND BALANCES  
FUND 101 - REGULAR APPROPRIATIONS**

**FIELD OFFICE II**

**As of MARCH 31, 2025**

PROGRAMS/ACTIVITIES/PROJECTS	OBJECT CODE	ADJUSTED ALLOTMENT	GATIONS INCUR	TOTAL OBLIGATIONS INCURRED	Unobligated Balance of Allotment
			This Report March		
320105100003000 - Recovery and Reintegration Program for Trafficked Persons					
CO CONTINUING					
Maint. & Other Operating Expenses					
Traveling Expenses		-	-	-	-
Tra Travel Expenses-Local	50201010 00	-		-	-
Tra Travel Expenses-Foreign	50201020 00	-		-	-
Training and Scholarship Expenses		10,000.00	-	-	10,000.00
Training Expenses	50202010 00	10,000.00		-	10,000.00
Scholarship Expenses	50202020 00	-		-	-
Total, CO-CONT		10,000.00	-	-	10,000.00

**DEPARTMENT OF SOCIAL WELFARE AND DEVELOPMENT  
STATUS OF ALLOTMENT, OBLIGATIONS INCURRED AND BALANCES  
FUND 101 - REGULAR APPROPRIATIONS**

**FIELD OFFICE II**

**As of MARCH 31, 2025**

PROGRAMS/ACTIVITIES/PROJECTS	OBJECT CODE	ADJUSTED ALLOTMENT	OBLIGATIONS INCURRED	TOTAL OBLIGATIONS INCURRED	Unobligated Balance of Allotment
			This Report January		
<b>330100100003000 - Quick Response Fund</b>					
<b>FO CONTINUING</b>					
<b>Maint. &amp; Other Operating Expenses</b>					
<b>Financial Assistance/Subsidy</b>		<b>1,000,000.00</b>	<b>-</b>	<b>-</b>	<b>1,000,000.00</b>
Subsidies - Others	50214990 00	1,000,000.00		-	1,000,000.00
<b>Other Maintenance and Operating Expenses</b>		<b>1,000,000.00</b>	<b>-</b>	<b>-</b>	<b>1,000,000.00</b>
Transportation and Delivery Expenses	50299040 00	1,000,000.00		-	1,000,000.00
<b>Sub-total, MOOE</b>		<b>2,000,000.00</b>	<b>-</b>	<b>-</b>	<b>2,000,000.00</b>
<b>Total, FO-CONT.</b>		<b>2,000,000.00</b>	<b>-</b>	<b>-</b>	<b>2,000,000.00</b>

**DEPARTMENT OF SOCIAL WELFARE AND DEVELOPMENT  
STATUS OF ALLOTMENT, OBLIGATIONS INCURRED AND BALANCES  
FUND 101 - REGULAR APPROPRIATIONS**

**FIELD OFFICE II**

**As of MARCH 31, 2025**

PROGRAMS/ACTIVITIES/PROJECTS	OBJECT CODE	ADJUSTED ALLOTMENT	OBLIGATIONS INCUR	TOTAL OBLIGATIONS INCURRED	Unobligated Balance of Allotment
			This Report March		
<b>320104200001000 - Comprehensive Proj. for Street Children, Street Families &amp; Ips - Esp. Badjaus</b>					
<b>CO CONTINUING</b>					
<b>Maint. &amp; Other Operating Expenses</b>					
<b>Professional Services</b>		<b>417,809.00</b>	<b>339,558.00</b>	<b>339,558.00</b>	<b>78,251.00</b>
Legal Services	50211010 00	-		-	-
Auditing Services	50211020 00	-		-	-
Consultancy Services	50211030 00	-		-	-
Other Professional Services	50211990 00	417,809.00	339,558.00	339,558.00	78,251.00
<b>Total, CO-CONT</b>		<b>417,809.00</b>	<b>339,558.00</b>	<b>339,558.00</b>	<b>78,251.00</b>

**DEPARTMENT OF SOCIAL WELFARE AND DEVELOPMENT  
STATUS OF ALLOTMENT, OBLIGATIONS INCURRED AND BALANCES  
FUND 101 - REGULAR APPROPRIATIONS**

**FIELD OFFICE II**

**As of MARCH 31, 2025**

PROGRAMS/ACTIVITIES/PROJECTS	OBJECT CODE	ADJUSTED ALLOTMENT	OIGATIONS INCUR	TOTAL OBLIGATIONS INCURRED	Unobligated Balance of Allotment
			This Report March		
330100200001000 - Implementation and Monitoring of PAMANA - Peace & Development Fund					
CO CONTINUING					
Maint. & Other Operating Expenses					
Professional Services		505,496.00	-	505,395.44	100.56
Other Professional Services	50211990 00	505,496.00		505,395.44	100.56
Sub-total, MOOE		505,496.00	-	505,395.44	100.56
Total, CO-CONT		505,496.00	-	505,395.44	100.56



**DEPARTMENT OF SOCIAL WELFARE AND DEVELOPMENT  
STATUS OF ALLOTMENT, OBLIGATIONS INCURRED AND BALANCES  
FUND 101 - REGULAR APPROPRIATIONS**

**FIELD OFFICE II**

**As of MARCH 31, 2025**

PROGRAMS/ACTIVITIES/PROJECTS	OBJECT CODE	ADJUSTED ALLOTMENT	This Report March	TOTAL OBLIGATIONS INCURRED	Unobligated Balance of Allotment
330100200002000 - Implementation and Monitoring of PAMANA - DSWD/LGU Led Livelihood					
CO CONTINUING					
Maint. & Other Operating Expenses					
Travelling Expenses		75,000.00	-	-	75,000.00
Tra Travel Expenses-Local	50201010 00	75,000.00		-	75,000.00
Tra Travel Expenses-Foreign	50201020 00	-		-	-
Communication Expenses		3,600.00	-	-	3,600.00
Postage and Deliveries	50205010 00	-		-	-
Telephone Expenses-Mobile	50205020 01	3,600.00		-	3,600.00
Professional Services		183,095.00	183,095.00	183,095.00	-
Other Professional Services	50211990 00	183,095.00	183,095.00	183,095.00	-
Financial Assistance/Subsidy		1,200,000.00	-	-	1,200,000.00
Subsidies - Others	50214990 00	1,200,000.00		-	1,200,000.00
Sub-total, MOOE		1,461,695.00	183,095.00	183,095.00	1,278,600.00
Total, CO-CONT		1,461,695.00	183,095.00	183,095.00	1,278,600.00

**DEPARTMENT OF SOCIAL WELFARE AND DEVELOPMENT  
STATUS OF ALLOTMENT, OBLIGATIONS INCURRED AND BALANCES  
CALAMITY FUND**

**FIELD OFFICE II**

**As of MARCH 31, 2025**

PROGRAMS/ACTIVITIES/PROJECTS	OBJECT CODE	ADJUSTED ALLOTMENT	OBLIGATIONS INCURRED	To date	Unobligated Balance of Allotment
			This Report March		
Calamity Fund					
FO CONTINUING - SARO No. BMB-B-24-0002463					
Maint. & Other Operating Expenses					
Supplies and Materials Expenses		1,000,000.00	-	-	1,000,000.00
Welfare Goods Expenses	50203060 00	1,000,000.00		-	1,000,000.00
Sub-total, MOOE		1,000,000.00	-	-	1,000,000.00
Total, FO-CONT. - SARO No. BMB-B-24-0002463		1,000,000.00	-	-	1,000,000.00


**DEPARTMENT OF SOCIAL WELFARE AND DEVELOPMENT  
STATUS OF ALLOTMENT, OBLIGATIONS INCURRED AND BALANCES  
OTHER RELEASES**

**FIELD OFFICE II**


**As of MARCH 31, 2025**

PROGRAMS/ACTIVITIES/PROJECTS	OBJECT CODE	ADJUSTED ALLOTMENT	OBLIGATIONS INCURRED	Totdate	Unobligated Balance of Allotment
			This Report March		
<b>Others</b>					
<b>Maint. &amp; Other Operating Expenses</b>					
<b>Travelling Expenses</b>		<b>630,000.00</b>	<b>274,464.00</b>	<b>274,464.00</b>	<b>355,536.00</b>
Tra Travel Expenses-Local	50201010 00	630,000.00	274,464.00	274,464.00	355,536.00
Tra Travel Expenses-Foreign	50201020 00	-	-	-	-
<b>Training and Scholarship Expenses</b>		<b>567,624.99</b>	<b>-</b>	<b>-</b>	<b>567,624.99</b>
Training Expenses	50202010 00	567,624.99	-	-	567,624.99
Scholarship Expenses	50202020 00	-	-	-	-
<b>Supplies and Materials Expenses</b>		<b>80,000.00</b>	<b>-</b>	<b>-</b>	<b>80,000.00</b>
Office Supplies Expenses	50203010 00	50,000.00	-	-	50,000.00
Gasoline, Oil and Lubricants Expenses	50203090 00	30,000.00	-	-	30,000.00
<b>Professional Services</b>		<b>988,713.00</b>	<b>988,713.00</b>	<b>988,713.00</b>	<b>-</b>
Legal Services	50211010 00	-	-	-	-
Auditing Services	50211020 00	-	-	-	-
Consultancy Services	50211030 00	-	-	-	-
Other Professional Services	50211990 00	988,713.00	988,713.00	988,713.00	-
<b>Other Maintenance and Operating Expenses</b>		<b>592,006.00</b>	<b>15,875.00</b>	<b>15,875.00</b>	<b>576,131.00</b>
Advertising Expense	50299010 00	40,400.00	-	-	40,400.00
Printing & Publication Expenses	50299020 00	-	-	-	-
Representation Expenses	50299030 00	30,000.00	15,875.00	15,875.00	14,125.00
Rents - Motor Vehicles	50299050 03	121,600.00	-	-	121,600.00
Other MOOE	50299990 99	400,006.00	-	-	400,006.00
<b>Sub-total, MOOE</b>		<b>2,858,343.99</b>	<b>1,279,052.00</b>	<b>1,279,052.00</b>	<b>1,579,291.99</b>
<b>Total, Others</b>		<b>2,858,343.99</b>	<b>1,279,052.00</b>	<b>1,279,052.00</b>	<b>1,579,291.99</b>
<b>CO CONTINUING - SARO No. BMB-B-24-0016565</b>					
<b>Maint. &amp; Other Operating Expenses</b>					
<b>Travelling Expenses</b>		<b>630,000.00</b>	<b>274,464.00</b>	<b>274,464.00</b>	<b>355,536.00</b>
Tra Travel Expenses-Local	50201010 00	630,000.00	274,464.00	274,464.00	355,536.00
Tra Travel Expenses-Foreign	50201020 00	-	-	-	-
<b>Training and Scholarship Expenses</b>		<b>567,624.99</b>	<b>-</b>	<b>-</b>	<b>567,624.99</b>
Training Expenses	50202010 00	567,624.99	-	-	567,624.99
Scholarship Expenses	50202020 00	-	-	-	-
<b>Supplies and Materials Expenses</b>		<b>80,000.00</b>	<b>-</b>	<b>-</b>	<b>80,000.00</b>
Office Supplies Expenses	50203010 00	50,000.00	-	-	50,000.00
Gasoline, Oil and Lubricants Expenses	50203090 00	30,000.00	-	-	30,000.00
<b>Professional Services</b>		<b>988,713.00</b>	<b>988,713.00</b>	<b>988,713.00</b>	<b>-</b>
Legal Services	50211010 00	-	-	-	-
Auditing Services	50211020 00	-	-	-	-
Consultancy Services	50211030 00	-	-	-	-
Other Professional Services	50211990 00	988,713.00	988,713.00	988,713.00	-
<b>Other Maintenance and Operating Expenses</b>		<b>592,006.00</b>	<b>15,875.00</b>	<b>15,875.00</b>	<b>576,131.00</b>
Advertising Expense	50299010 00	40,400.00	-	-	40,400.00
Representation Expenses	50299030 00	30,000.00	15,875.00	15,875.00	14,125.00
Rents - Motor Vehicles	50299050 03	121,600.00	-	-	121,600.00
Other MOOE	50299990 99	400,006.00	-	-	400,006.00
<b>Sub-total, MOOE</b>		<b>2,858,343.99</b>	<b>1,279,052.00</b>	<b>1,279,052.00</b>	<b>1,579,291.99</b>
<b>Total, CO-CONT. - SARO No. BMB-B-24-0016565</b>		<b>2,858,343.99</b>	<b>1,279,052.00</b>	<b>1,279,052.00</b>	<b>1,579,291.99</b>

Prepared by:

  
EUNICE D. VITEÑO  
Financial Analyst III

Reviewed by:

  
IBN BEN B. BEZA  
Accountant III/ Head, Budget Section

Noted by:

  
LUCIA SUYU-ALAN, RSW  
Regional Director


**DEPARTMENT OF SOCIAL WELFARE AND DEVELOPMENT  
STATUS OF ALLOTMENT, OBLIGATIONS INCURRED AND BALANCES  
FUND 102 - CURRENT APPROPRIATIONS**

**FIELD OFFICE II**

**As of March 31, 2025**

PROGRAMS/ACTIVITIES/PROJECTS	OBJECT CODE	ALLOTMENT RECEIVED	REALIGNMENT	ADJUSTED ALLOTMENT	OBLIGATIONS INCURRED This Report March	TOTAL OBLIGATIONS INCURRED	Unobligated Balance of Allotment
<b>310100300004000 - BFIRST</b>							
<b>Maint. &amp; Other Operating Expenses</b>							
<b>Professional Services</b>		<b>417,928.00</b>	<b>-</b>	<b>417,928.00</b>	<b>-</b>	<b>379,213.28</b>	<b>38,714.72</b>
Other Professional Services	50211990 00	417,928.00		417,928.00		379,213.28	38,714.72
<b>Other Maintenance and Operating Expenses</b>		<b>21,500.00</b>	<b>-</b>	<b>21,500.00</b>	<b>17,500.00</b>	<b>17,500.00</b>	<b>4,000.00</b>
Representation Expenses	50299030 00	21,500.00		21,500.00	17,500.00	17,500.00	4,000.00
<b>Sub-total, MOOE</b>		<b>439,428.00</b>	<b>-</b>	<b>439,428.00</b>	<b>17,500.00</b>	<b>396,713.28</b>	<b>42,714.72</b>
<b>Total, BFIRST</b>		<b>439,428.00</b>	<b>-</b>	<b>439,428.00</b>	<b>17,500.00</b>	<b>396,713.28</b>	<b>42,714.72</b>

PREPARED BY:

  
ANA LEE B. HERRERA  
FINANCIAL ANALYST III

REVIEWED BY:

  
IBN BEN F. DEZA  
ACCOUNTANT III/BUDGET OFFICER

NOTED BY:

  
LUCIA SUYU-ALAN, RSW  
REGIONAL DIRECTOR


**DEPARTMENT OF SOCIAL WELFARE AND DEVELOPMENT  
STATUS OF ALLOTMENT, OBLIGATIONS INCURRED AND BALANCES  
FUND 102 - CONTINUING APPROPRIATIONS**

**FIELD OFFICE II**

**As of March 31, 2025**

PROGRAMS/ACTIVITIES/PROJECTS	OBJECT CODE	ALLOTMENT RECEIVED	REALIGNMENT	ADJUSTED ALLOTMENT	OBLIGATIONS INCURRED	TOTAL OBLIGATIONS INCURRED	Unobligated Balance of Allotment
					This Report March		
310100300004000 - BFIRST							
FO CONTINUING							
Professional Services		41,867.08	-	41,867.08	-	41,867.08	-
Other Professional Services	50211990 00	41,867.08		41,867.08		41,867.08	-
<b>Total, FO-CONT.</b>		<b>41,867.08</b>	<b>-</b>	<b>41,867.08</b>	<b>-</b>	<b>41,867.08</b>	<b>-</b>

PREPARED BY:

  
ANA LEE B. HERRERA  
FINANCIAL ANALYST III

REVIEWED BY:

  
IBN BEN R. MEZA  
ACCOUNTANT III/BUDGET OFFICER

NOTED BY:

  
LUCIA SUYU-ALAN, RSW  
REGIONAL DIRECTOR



## DSWD

PANTAWID PAMILYANG PILIPINO PROGRAM  
Status of Allotment, Obligations and Balances (SAOB)  
Field Office 02  
as of March 31, 2025



### CURRENT APPROPRIATIONS:

COMPONENT	ALLOTMENT	OBLIGATIONS	BALANCES
PERSONNEL SERVICES	122,749,500.00	72,903,103.00	49,846,397.00
IMPLEMENTATION COST:			
Cost of Service	6,873,914.00	6,873,914.00	0.00
Training	4,700,000.00	92,416.75	4,607,583.25
Advocacy	1,400,000.00	48,500.00	1,351,500.00
TOTAL	135,723,414.00	79,917,933.75	55,805,480.25

### CONTINUING APPROPRIATIONS:

COMPONENT	ALLOTMENT	OBLIGATIONS	BALANCES
IMPLEMENTATION COST:			
Administrative Cost	8,094,839.00	2,881,876.26	5,212,962.74
Monitoring & Evaluation	29,554,151.00	2,928,865.25	26,625,285.75
TOTAL	37,648,990.00	5,810,741.51	31,838,248.49

GRAND TOTAL	173,372,404.00	85,728,675.26	87,643,728.74
-------------	----------------	---------------	---------------

Prepared by:

  
EUNICE D. VITEÑO  
Financial Analyst III

Reviewed by:

  
IBN BEN R. DEZA  
Accountant III/ Head, Budget Section

Noted by:

  
LUCIA SUYU ALAN, RSW  
Regional Director

**DSWD**

Department of Social Welfare and Development Cagayan Valley Region (II)

**STATUS OF ALLOTMENT, OBLIGATIONS INCURRED AND BALANCES**

Pantawid Pamilyang Pilipino Program

as of March 31, 2025

(In Pesos)

P/A/P/ ALLOTMENT CLASS/ OBJECT OF EXPENDITURE	ADJUSTED ALLOTMENT	OBLIGATION		UNOBLIGATED BALANCE	% OF UTILIZATION
		MAR	TO DATE		
<b>PANTAWID CURRENT APPROPRIATIONS - SUMMARY</b>		<b>3</b>			
<b>01 - Personnel Services</b>	<b>122,749,500.00</b>	<b>29,804,788.92</b>	<b>72,903,103.00</b>	<b>49,846,397.00</b>	<b>59.39%</b>
50101020 00-Salaries and Wages - Casual/Contract	122,749,500.00	29,804,788.92	72,903,103.00	49,846,397.00	59.39%
<b>02 - Maintenance and Other Operating Expenses</b>	<b>12,973,914.00</b>	<b>68,436.00</b>	<b>7,014,830.75</b>	<b>5,959,083.25</b>	<b>54.07%</b>
50201010 00-Travel Expenses-Local	60,800.00	0.00	0.00	60,800.00	0.00%
50202010 00-Training Expenses	4,700,000.00	19,936.00	92,416.75	4,607,583.25	1.97%
50203990 00-Other Supplies Expenses	199,750.00	0.00	0.00	199,750.00	0.00%
50206020 00-Prizes	267,000.00	21,000.00	21,000.00	246,000.00	7.87%
50211990 00-Other Professional Services	6,873,914.00	0.00	6,873,914.00	0.00	100.00%
50299010 00-Advertising Expense	272,000.00	0.00	0.00	272,000.00	0.00%
50299020 00-Printing & Publication Expenses	18,750.00	0.00	0.00	18,750.00	0.00%
50299030 00-Representation Expenses	461,700.00	27,500.00	27,500.00	434,200.00	5.96%
50299050 03-Rents - Motor Vehicles	80,000.00	0.00	0.00	80,000.00	0.00%
50299990 99-Other MOOE	40,000.00	0.00	0.00	40,000.00	0.00%
<b>TOTAL PANTAWID (CURRENT)</b>	<b>135,723,414.00</b>	<b>29,873,224.92</b>	<b>79,917,933.75</b>	<b>55,805,480.25</b>	<b>58.88%</b>
<b>PANTAWID CO CONTINUING APPROPRIATIONS - SUMMARY</b>					
<b>02 - Maintenance and Other Operating Expenses</b>	<b>37,648,990.00</b>	<b>2,017,011.89</b>	<b>5,810,741.51</b>	<b>31,838,248.49</b>	<b>15.43%</b>
50201010 00-Travel Expenses-Local	23,437,751.00	1,515,734.00	2,180,843.00	21,256,908.00	9.30%
50203010 00-Office Supplies Expenses	2,906,939.00	0.00	550,000.00	2,356,939.00	18.92%
50203090 00-Gasoline, Oil and Lubricants Expenses	200,000.00	0.00	0.00	200,000.00	0.00%
50203990 00-Other Supplies Expenses	100,000.00	7,800.00	57,800.00	42,200.00	57.80%
50204010 00-Water Expenses	100,000.00	42,633.58	44,809.28	55,190.72	44.81%
50204020 00-Electricity Expenses	1,500,000.00	365,221.27	696,877.19	803,122.81	46.46%
50205010 00-Postage and Deliveries	10,000.00	5,100.00	5,100.00	4,900.00	51.00%
50205020 01-Telephone Expenses-Mobile	3,038,400.00	0.00	0.00	3,038,400.00	0.00%
50205020 02-Telephone Expenses-Landline	150,000.00	1,929.79	1,929.79	148,070.21	1.29%
50205030 00-Internet expenses	150,000.00	10,000.00	10,000.00	140,000.00	6.67%
50212020 00-Janitorial Services	0.00	0.00	0.00	0.00	#DIV/0!
50212030 00-Security Services	1,176,000.00	0.00	1,176,000.00	0.00	100.00%
50215020 00-Fidelity Bond Premiums	7,500.00	0.00	0.00	7,500.00	0.00%
50215030 00-Insurance Expenses	170,000.00	4,380.00	6,260.00	163,740.00	3.68%
50299030 00-Representation Expenses	3,906,400.00	62,213.25	679,122.25	3,227,277.75	17.38%
50299050 01-Rents - Buildings & Structures	396,000.00	0.00	396,000.00	0.00	100.00%
50299050 03-Rents - Motor Vehicles	350,000.00	0.00	0.00	350,000.00	0.00%
50299990 99-Other MOOE	50,000.00	2,000.00	6,000.00	44,000.00	12.00%
<b>TOTAL PANTAWID (CO CONTINUING)</b>	<b>37,648,990.00</b>	<b>2,017,011.89</b>	<b>5,810,741.51</b>	<b>31,838,248.49</b>	<b>15.43%</b>
<b>Total Personnel Services</b>	<b>122,749,500.00</b>	<b>29,804,788.92</b>	<b>72,903,103.00</b>	<b>49,846,397.00</b>	<b>59.39%</b>
<b>Total Maintenance and Other Operating Expenses</b>	<b>50,622,904.00</b>	<b>2,085,447.89</b>	<b>12,825,572.26</b>	<b>37,737,331.74</b>	<b>25.84%</b>
<b>Total Financial Expenses</b>	<b>0.00</b>	<b>0.00</b>	<b>0.00</b>	<b>0.00</b>	<b>0.00%</b>
<b>Total Capital Outlay</b>	<b>0.00</b>	<b>0.00</b>	<b>0.00</b>	<b>0.00</b>	<b>0.00%</b>
<b>GRAND TOTAL</b>	<b>173,372,404.00</b>	<b>31,890,236.81</b>	<b>85,728,675.26</b>	<b>87,643,728.74</b>	<b>49.45%</b>

Note: Report submitted to the focal persons through e-mail.

Prepared by:

Reviewed by:

Noted by:

*E. D. Viteño*  
**EUNICE D. VITEÑO**  
 Financial Analyst III

*IBN Ben R. Deza*  
**IBN BEN R. DEZA**  
 Accountant III/ Head, Budget Section

*Lucia Suyu-Alan*  
**LUCIA SUYU-ALAN, RSW**  
 Regional Director



DSWD

Cagayan Valley Region (II)

Pantawid Pamilyang Pilipino Program

STATUS OF ALLOTMENT, OBLIGATIONS INCURRED AND BALANCES

as of March 31, 2025



Fund 101- Centrally Managed Fund (CMF) Monitoring Sheet

SAC No.	UNITED ACCOUNT CODE STRUCTURE (UACS)	SAC Date	Adjusted Allotment	PRIOR REPORT	THIS REPORT	Unobligated Amount	% OF UTILIZATION	PURPOSE	
PANTAWID CURRENT APPROPRIATIONS - DETAILED									
01- PANTAWID-2025-11-4									
310100100001000 PANTAWID-2025-11-4	50101020 00-Salaries and Wages -		122,749,600.00	43,098,314.08	29,804,788.92	49,846,397.00	59.39%		
			0.00	-		0.00			
02- PANTAWID-2025-11-20									
Advocacy	50201010 00-Travel Expenses-Local	2/3/2025	1,400,000.00	-	48,500.00	1,351,500.00	3.46%		
310100100001000 PANTAWID-2025-11-20	50203990 00-Other Supplies Expenses		60,800.00	-	0.00	60,800.00	0.00%		
310100100001000 PANTAWID-2025-11-20	50203990 00-Other Supplies Expenses		189,750.00	-	0.00	189,750.00	0.00%		
310100100001000 PANTAWID-2025-11-20	50206020 00-Prizes		267,000.00	-	21,000.00	246,000.00	7.87%		
310100100001000 PANTAWID-2025-11-20	50299010 00-Advertising Expense		272,000.00	-	0.00	272,000.00	0.00%		
310100100001000 PANTAWID-2025-11-20	50299020 00-Printing & Publication		18,750.00	-	0.00	18,750.00	0.00%		
310100100001000 PANTAWID-2025-11-20	50299030 00-Representation Expenses		461,700.00	-	27,500.00	434,200.00	5.86%		
310100100001000 PANTAWID-2025-11-20	50299050 03-Rents - Motor Vehicles		80,000.00	-	0.00	80,000.00	0.00%		
310100100001000 PANTAWID-2025-11-20	50299990 99-Other MOOE		40,000.00	-	0.00	40,000.00	0.00%		
Cost of Service			6,873,914.00	6,873,914.00	0.00	0.00	100.00%		
310100100001000 PANTAWID-2025-11-4	50211990 00-Other Professional Services	1/30/2025	6,873,914.00	6,873,914.00	0.00	6,873,914.00	0.00	100.00%	
Training			4,700,000.00	-	18,936.00	92,416.75	4,607,583.25	1.97%	
310100100001000 PANTAWID-2025-11-20	50202010 00-Training Expenses	2/3/2025	4,700,000.00	-	18,936.00	92,416.75	4,607,583.25	1.97%	
TOTAL PANTAWID (CURRENT)			136,723,414.00	49,972,228.08	29,873,224.92	66,806,480.25	58.88%		
PANTAWID CO CONTINUING APPROPRIATIONS - DETAILED									
02- PANTAWID-2025-11-4									
Administrative Cost			8,094,839.00	2,457,711.62	424,184.64	2,881,876.26	5,212,962.74	35.60%	
310100100001000 PANTAWID-2025-11-4	50203010 00-Office Supplies Expenses		1,406,939.00	550,000.00	0.00	550,000.00	856,939.00	39.09%	
310100100001000 PANTAWID-2025-11-4	50204010 00-Water Expenses		100,000.00	2,175.70	42,633.58	44,809.28	55,190.72	44.81%	
310100100001000 PANTAWID-2025-11-4	50204020 00-Electricity Expenses		1,500,000.00	331,655.92	366,221.27	696,877.19	803,122.81	46.46%	
310100100001000 PANTAWID-2025-11-4	50205020 01-Telephone Expenses-Mobile		3,038,400.00	-	0.00	0.00	3,038,400.00	0.00%	



SAA No.	UNIFIED ACCOUNT CODE STRUCTURE (UACS)	SAA Date	Adjusted Allocation	PRIOR REPORT	THIS REPORT		Unobligated Amount	% OF UTILIZATION	PURPOSE
					MAR	TO DATE			
310100100001000 PANTAWID-2025-11-4	50205020 02-Telephone Expenses-Landline		150,000.00	-	1,929.79	1,929.79	148,070.21	1.29%	
3101001000001000 PANTAWID-2025-11-4	50205030 00-Internet expenses		150,000.00	-	10,000.00	10,000.00	140,000.00	6.67%	
3101001000001000 PANTAWID-2025-11-4	50212030 00-Security Services		1,176,000.00	1,176,000.00	0.00	1,176,000.00	0.00	100.00%	
3101001000001000 PANTAWID-2025-11-4	50215020 00-Fidelity Bond Premiums		7,500.00	-	0.00	0.00	7,500.00	0.00%	
3101001000001000 PANTAWID-2025-11-4	50215030 00-Insurance Expenses		170,000.00	1,880.00	4,380.00	6,260.00	163,740.00	3.68%	
3101001000001000 PANTAWID-2025-11-4	50299050 01-Rents - Buildings & Structures		396,000.00	396,000.00	0.00	396,000.00	0.00	100.00%	
Monitoring and Evaluation			29,654,151.00	1,336,018.00	1,692,847.25	2,928,865.25	26,625,285.75	9.91%	
3101001000001000 PANTAWID-2025-11-4	50201010 00-Travel Expenses-Local		23,437,751.00	665,109.00	1,515,734.00	2,180,843.00	21,256,908.00	9.30%	
3101001000001000 PANTAWID-2025-11-4	50299030 00-Representation Expenses		3,906,400.00	616,909.00	62,213.25	679,122.25	3,227,277.75	17.38%	
3101001000001000 PANTAWID-2025-11-4	50203990 00-Other Supplies Expenses		100,000.00	50,000.00	7,800.00	57,800.00	42,200.00	57.80%	
3101001000001000 PANTAWID-2025-11-4	50299990 99-Other MOOE		50,000.00	4,000.00	2,000.00	6,000.00	44,000.00	12.00%	
3101001000001000 PANTAWID-2025-11-4	50205010 00-Postage and Deliveries		10,000.00	-	5,100.00	5,100.00	4,900.00	51.00%	
3101001000001000 PANTAWID-2025-11-4	50203010 00-Office Supplies Expenses		1,500,000.00	-	0.00	0.00	1,500,000.00	0.00%	
3101001000001000 PANTAWID-2025-11-4	50203090 00-Gasoline, Oil and Lubricants		200,000.00	-	0.00	0.00	200,000.00	0.00%	
3101001000001000 PANTAWID-2025-11-4	50299050 03-Rents - Motor Vehicles		350,000.00	-	0.00	0.00	350,000.00	0.00%	
TOTAL PANTAWID (GO CONTINUING)			37,648,880.00	3,793,729.62	2,017,011.89	6,810,741.51	31,838,248.49	15.43%	
Total Personnel Services			122,749,600.00	43,088,314.08	28,804,788.92	72,903,103.00	49,846,387.00	59.39%	
Total Maintenance and Other			50,622,904.00	10,667,843.92	2,085,447.89	12,826,672.28	37,797,331.74	25.34%	
Total Financial Expenses			0.00	0.00	0.00	0.00	0.00	#DIV/0!	
Total Capital Outlay			0.00	0.00	0.00	0.00	0.00	#DIV/0!	
GRAND TOTAL			173,372,404.00	53,786,957.70	31,890,236.81	85,728,675.28	87,643,726.74	49.45%	

Note: Report submitted to the fiscal persons through e-mail.

Prepared by:

EUNICE D. VITEÑO  
Financial Analyst III

Reviewed by:

IBN BEN A. DEZA  
Accountant III/ Head, Budget Section

Noted by:

LUCASUYU ALAN, RSW  
Regional Director